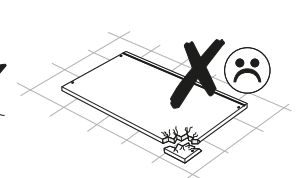
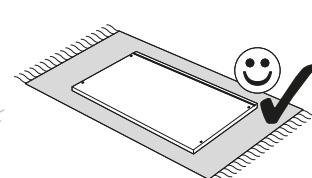



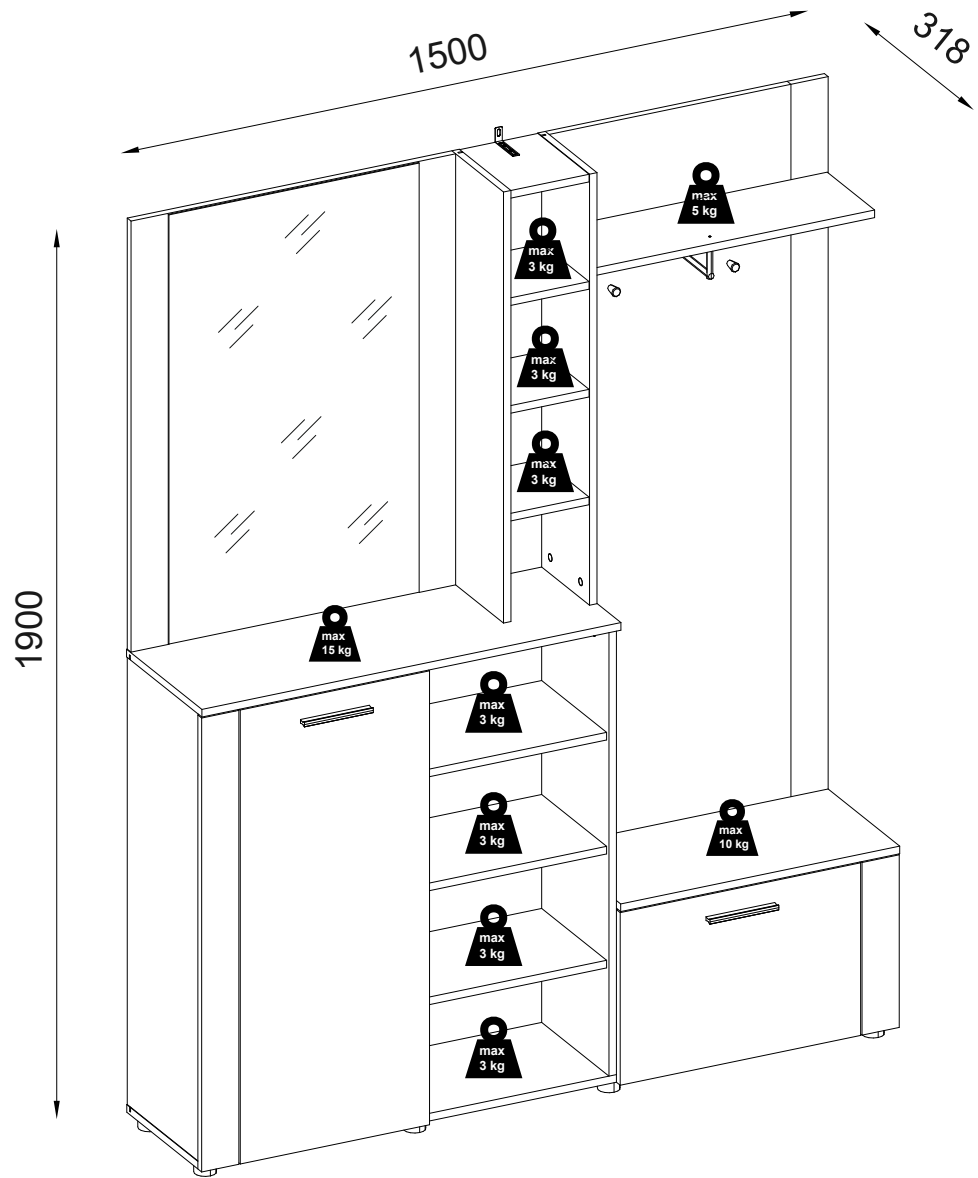
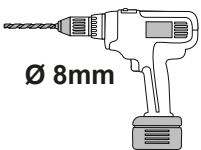
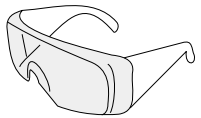
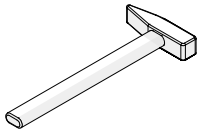
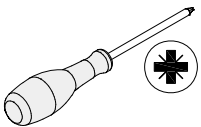
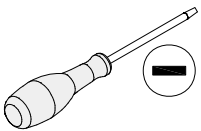
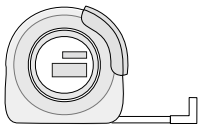

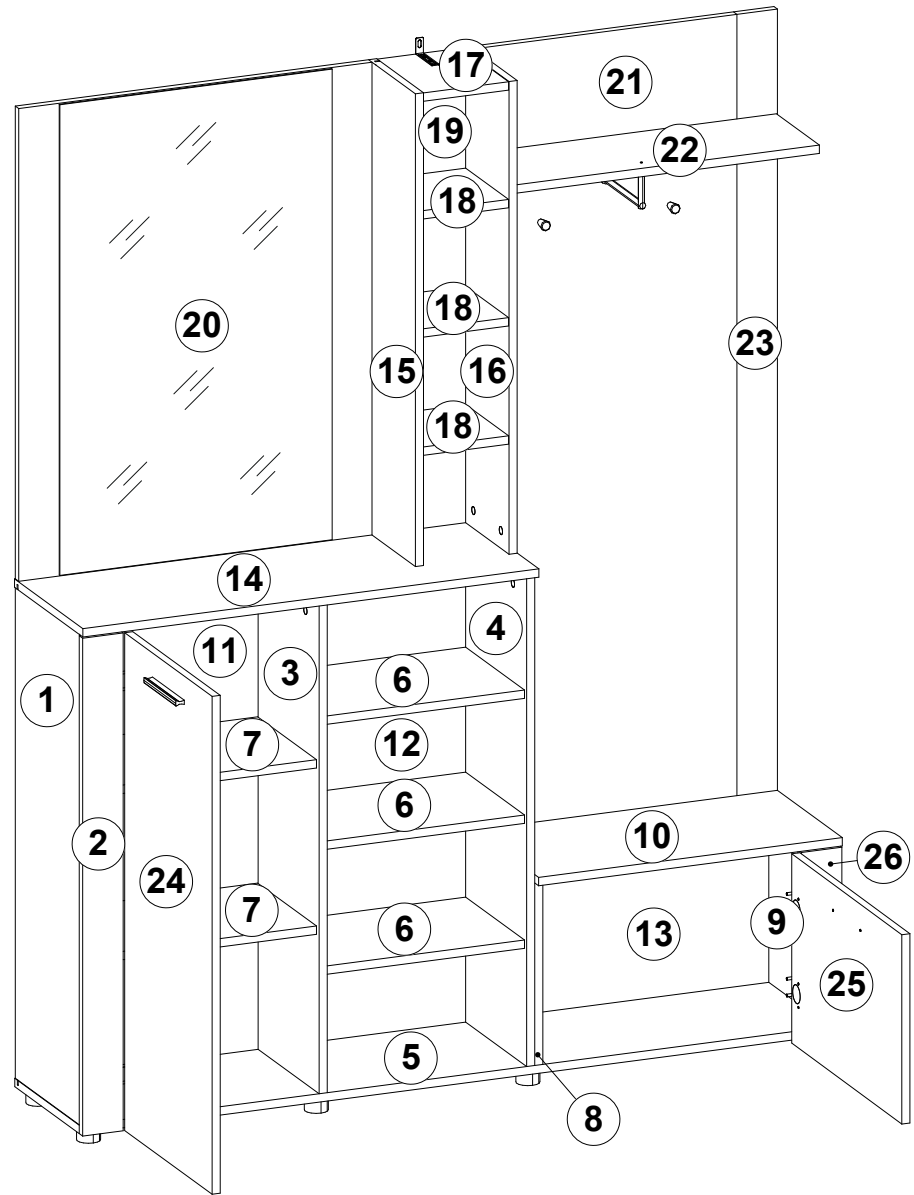
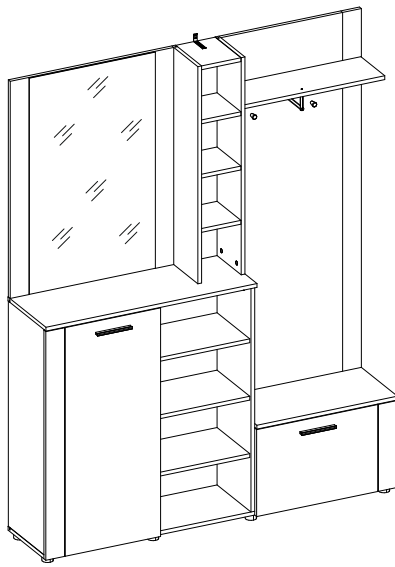




Modell **BARRY**

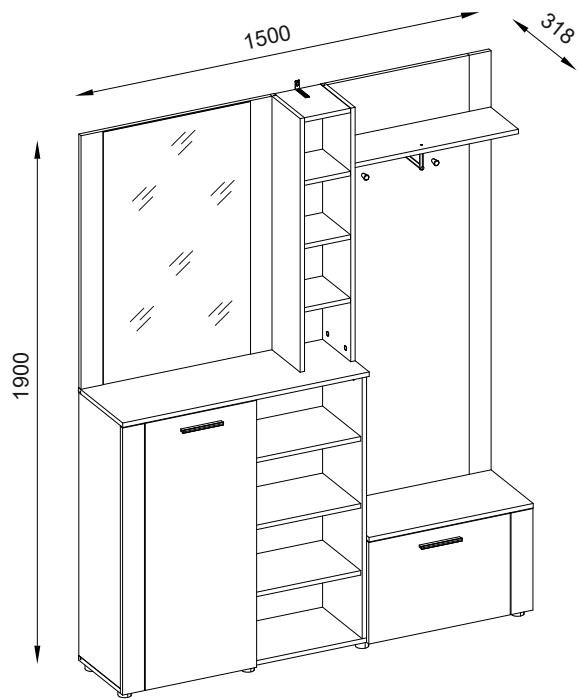
01.05.2024


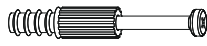

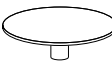



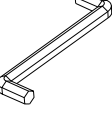
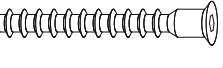
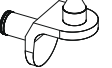


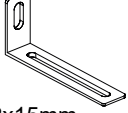
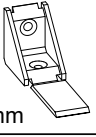
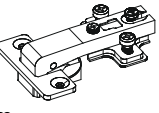
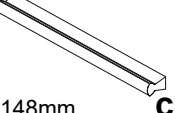




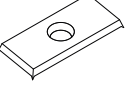








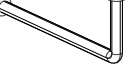


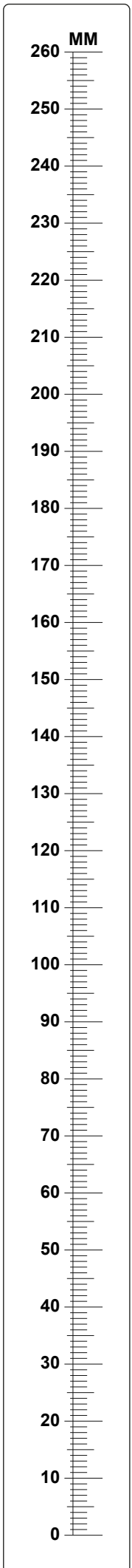
A	B (mm)		C	D
1	939	300	16	x1 3/3
2	952	80	16	x1 2/3
3	939	284	16	x1 3/3
4	939	300	16	x1 3/3
5	1500	300	16	x1 3/3
6	394	274	16	x1 2/3,3/3
7	456	274	16	x1 3/3
8	349	300	16	x1 3/3
9	349	300	16	x1 3/3
10	600	318	16	x1 1/3
11	955	473	2,5	x1 2/3
12	955	408	2,5	x1 2/3
13	365	581	2,5	x1 2/3

A	B (mm)		C	D
14	901	318	16	x1 1/3
15	904	218	16	x1 1/3
16	904	218	16	x1 1/3
17	169	216	16	x1 1/3
18	169	200	16	x1 1/3,2/3
19	898	185	2,5	x1 3/3
20	904	698	16	x1 1/3
21	1494	520	16	x1 2/3
22	598	200	16	x1 1/3
23	1494	80	16	x1 2/3
24	952	407	16	x1 2/3
25	362	517	16	x1 2/3
26	362	80	16	x1 2/3

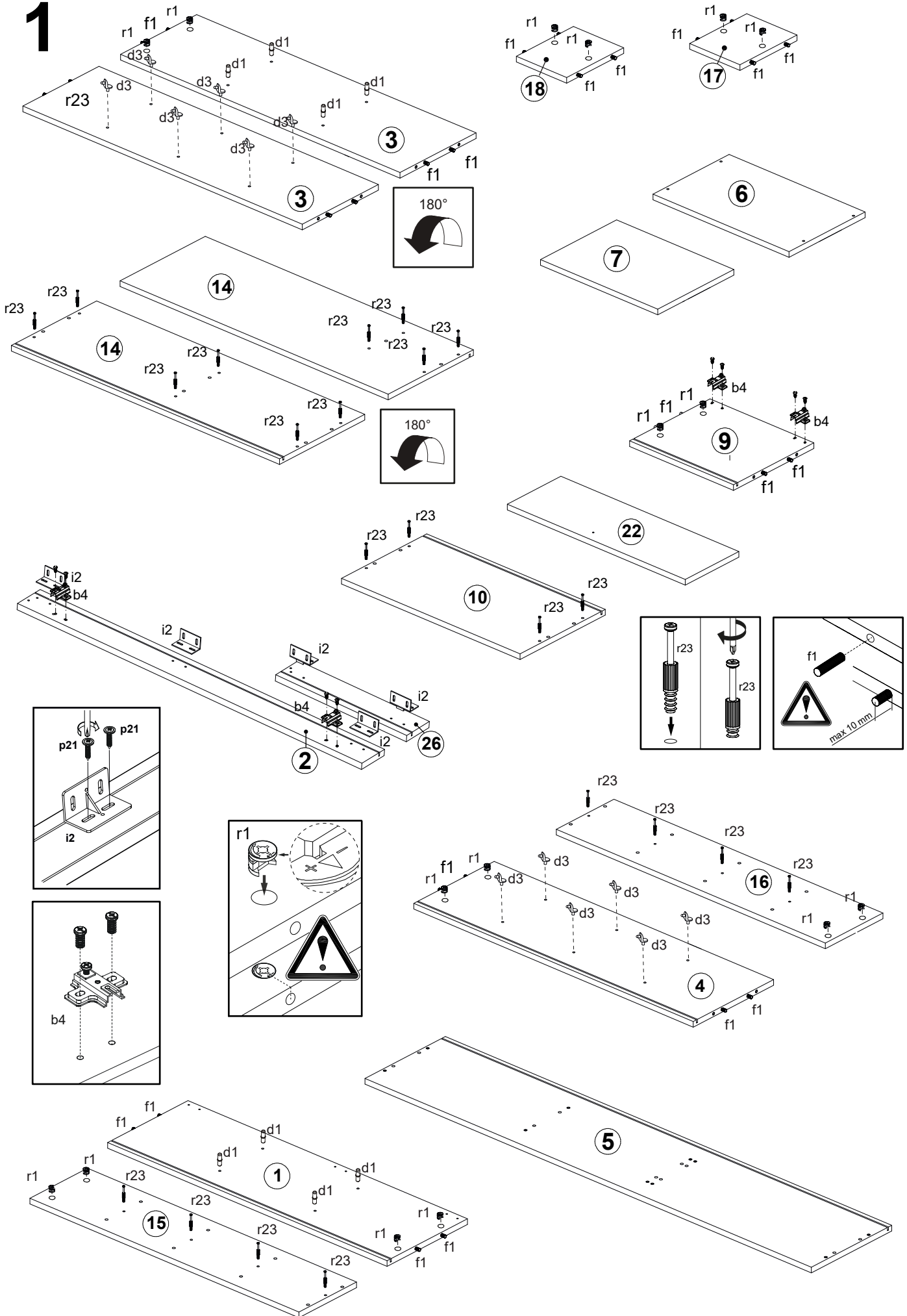


30x		r1
Ø 15x12mm		
22x		r23
45mm		
4x		r24
L=84mm		
22x		s2
Ø 20mm		

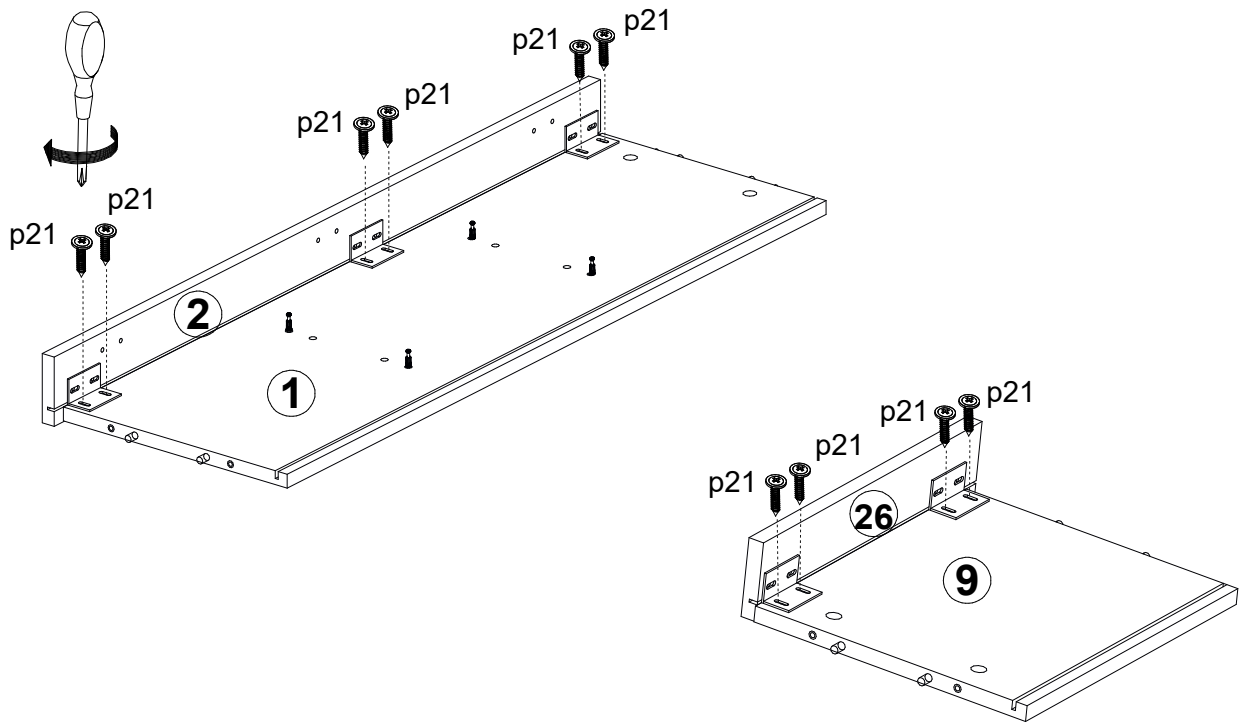
8x		d1	1x		z1	13x		e27
Ø 5mm			4mm			Ø 6,3x50mm		
12x		d3	40x		f1	5x		i2
22x19x11mm			Ø 8x30mm			30x35x55mm		
1x		n14/2	2x		i3	4x		ab4
L=75x32x15mm			22x22x21mm			Ø 35mm		
2x		c247	8x		k43	23x		l2
L=128/148mm			25x45x45mm			10x10x15mm		
6x		p50	14x		p51	6x		n108
Ø 3x16mm			Ø 3,5x16mm			L=20x10x2 mm		
10x		p23	6x		p26	20x		p21
Ø 4x25mm			Ø 4x25mm			Ø 4,2x16mm		
2x		p63	8x		e5	4x		e2
Ø 4,2x32mm			Ø 5x11 mm			Ø 6,3x13 mm		
4x		n15	2x		k1	1x		w1
35x12mm			25x19x19mm			170x70mm		



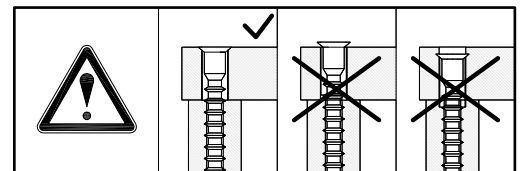
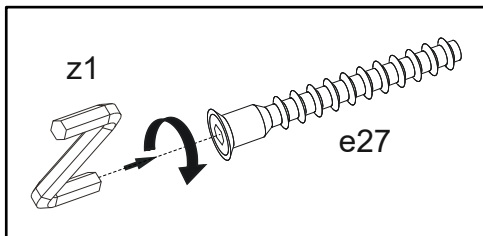
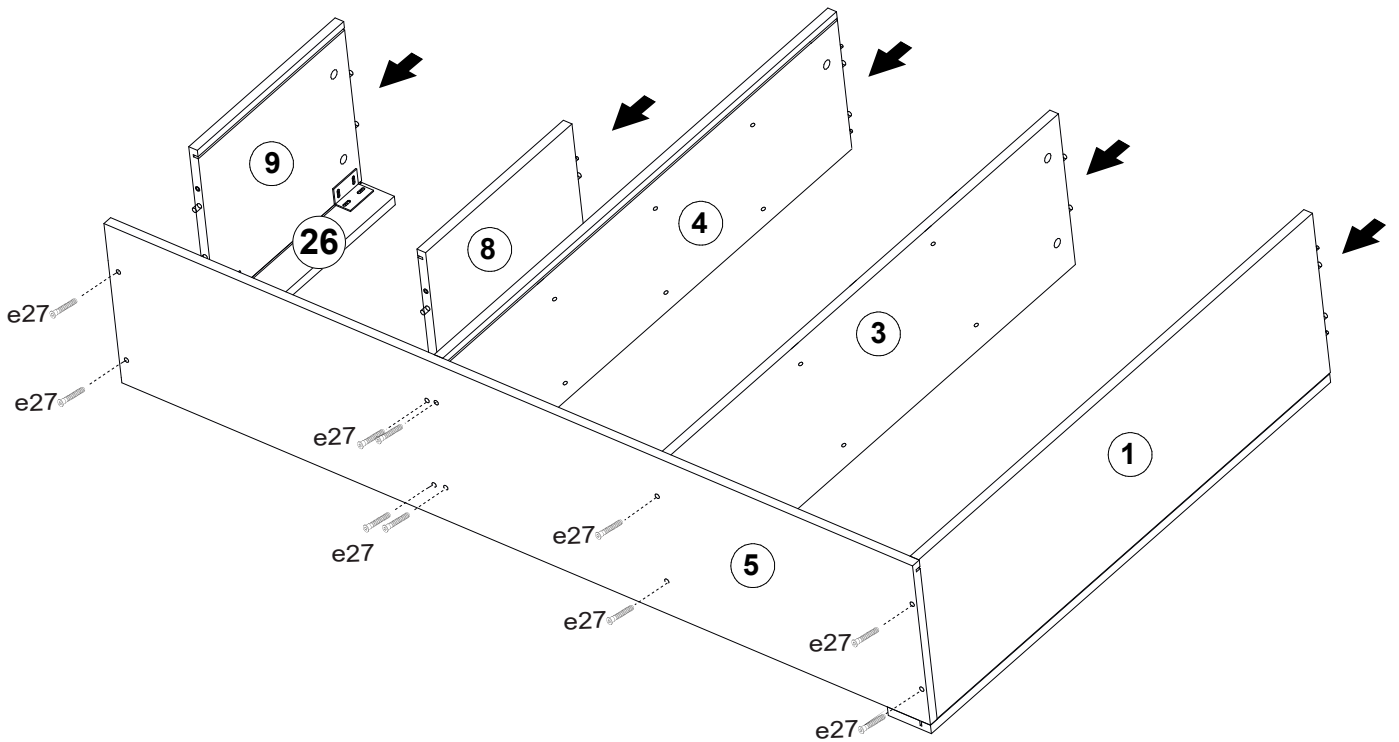
1



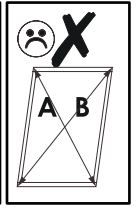

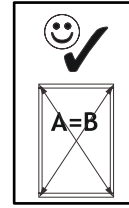
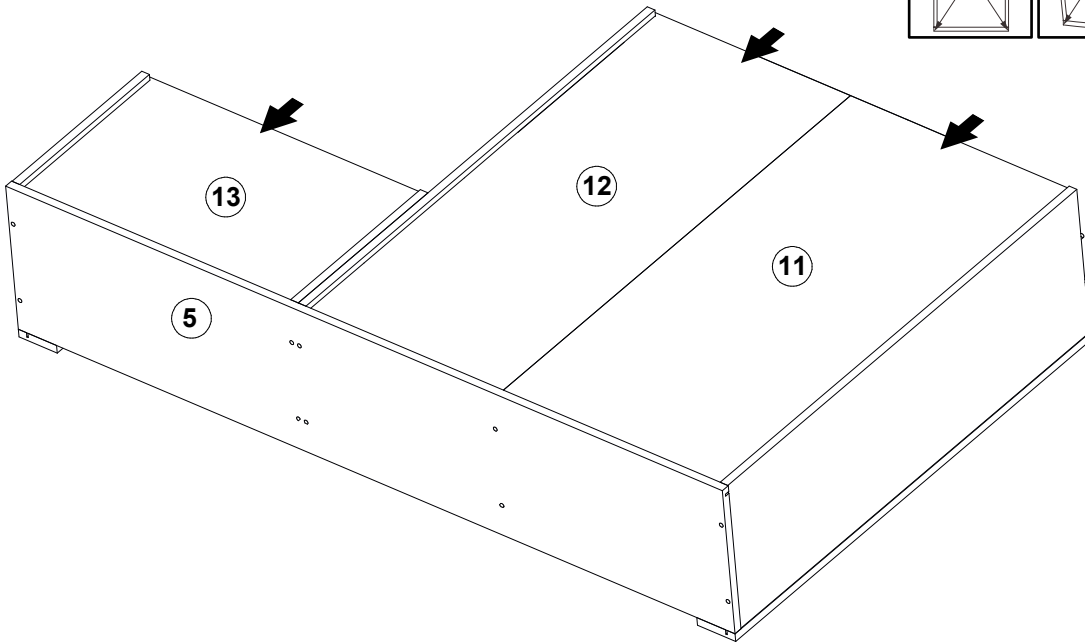
2



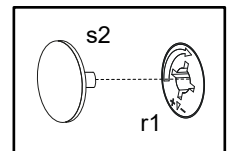
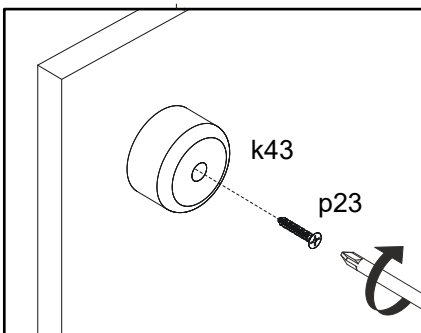
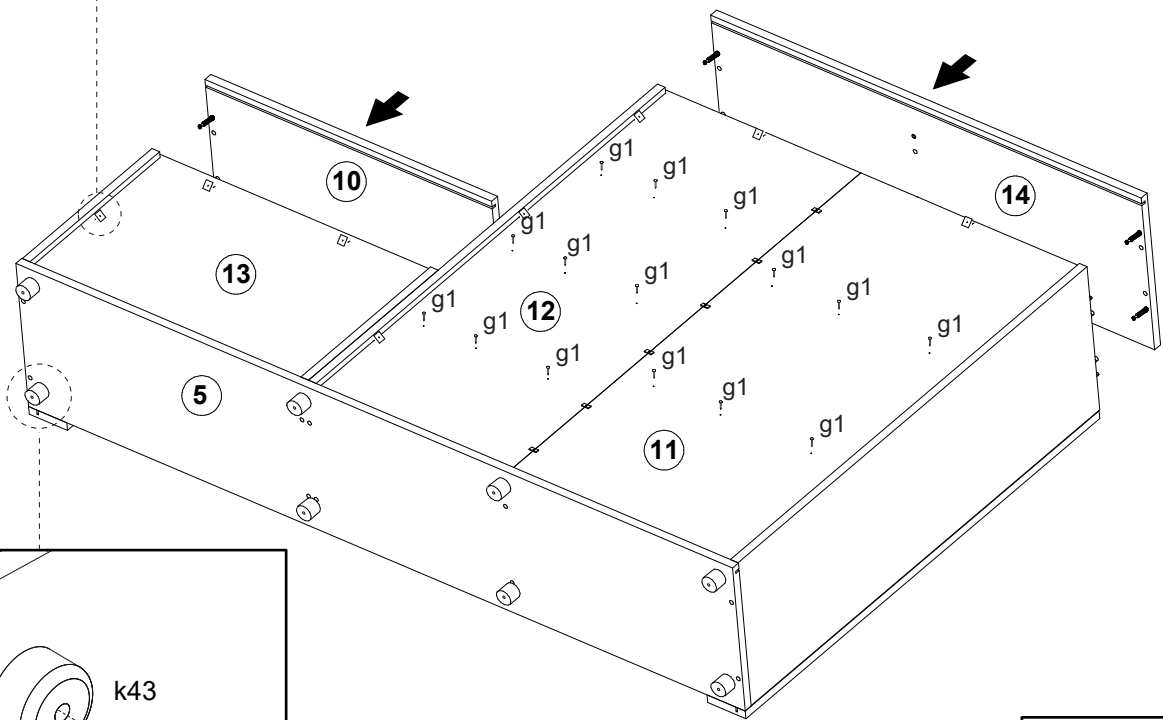
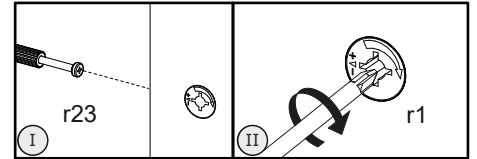
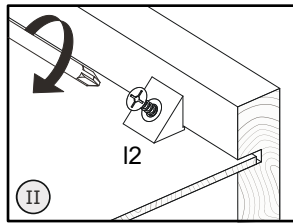
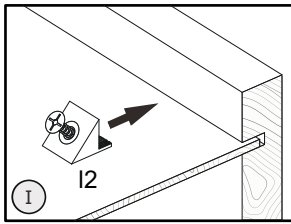
3



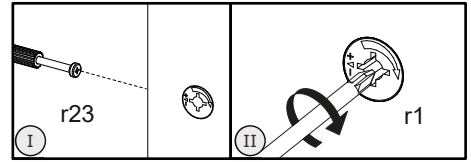
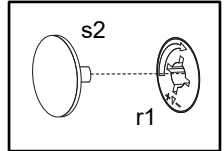
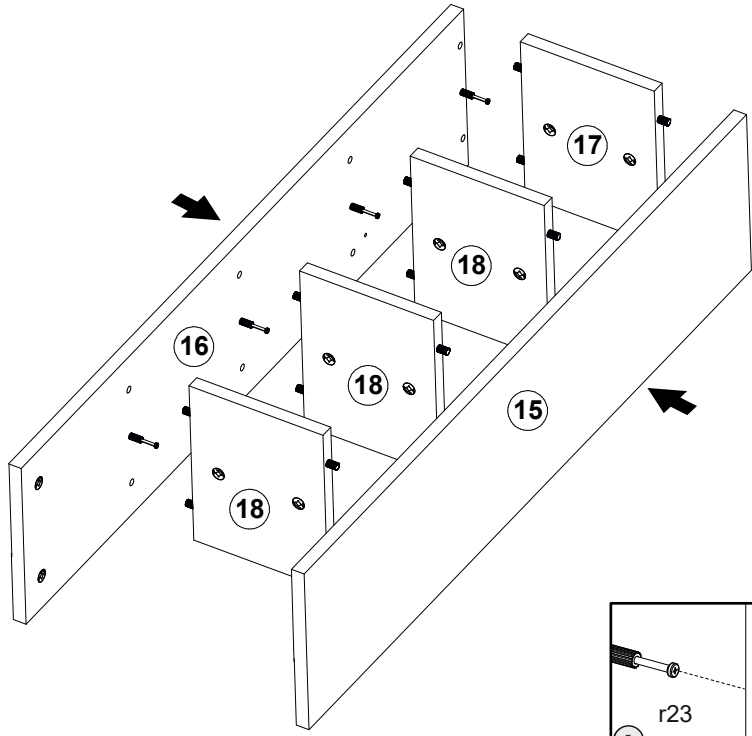
4




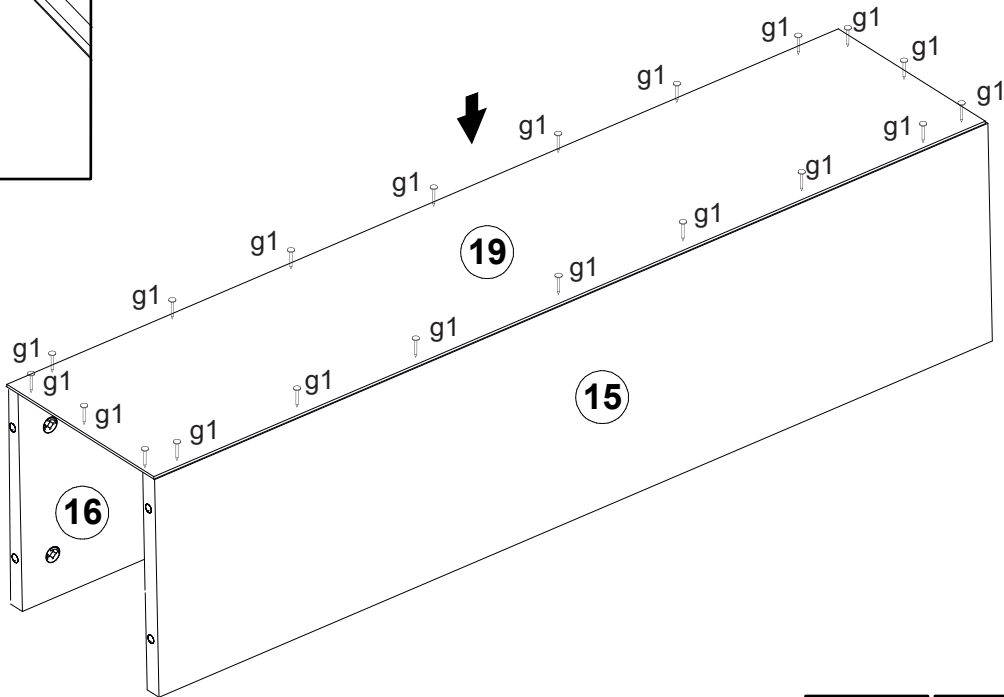
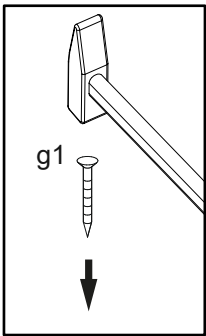
5



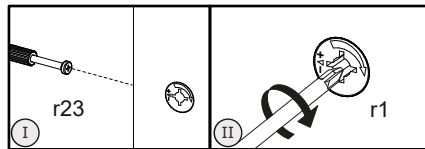
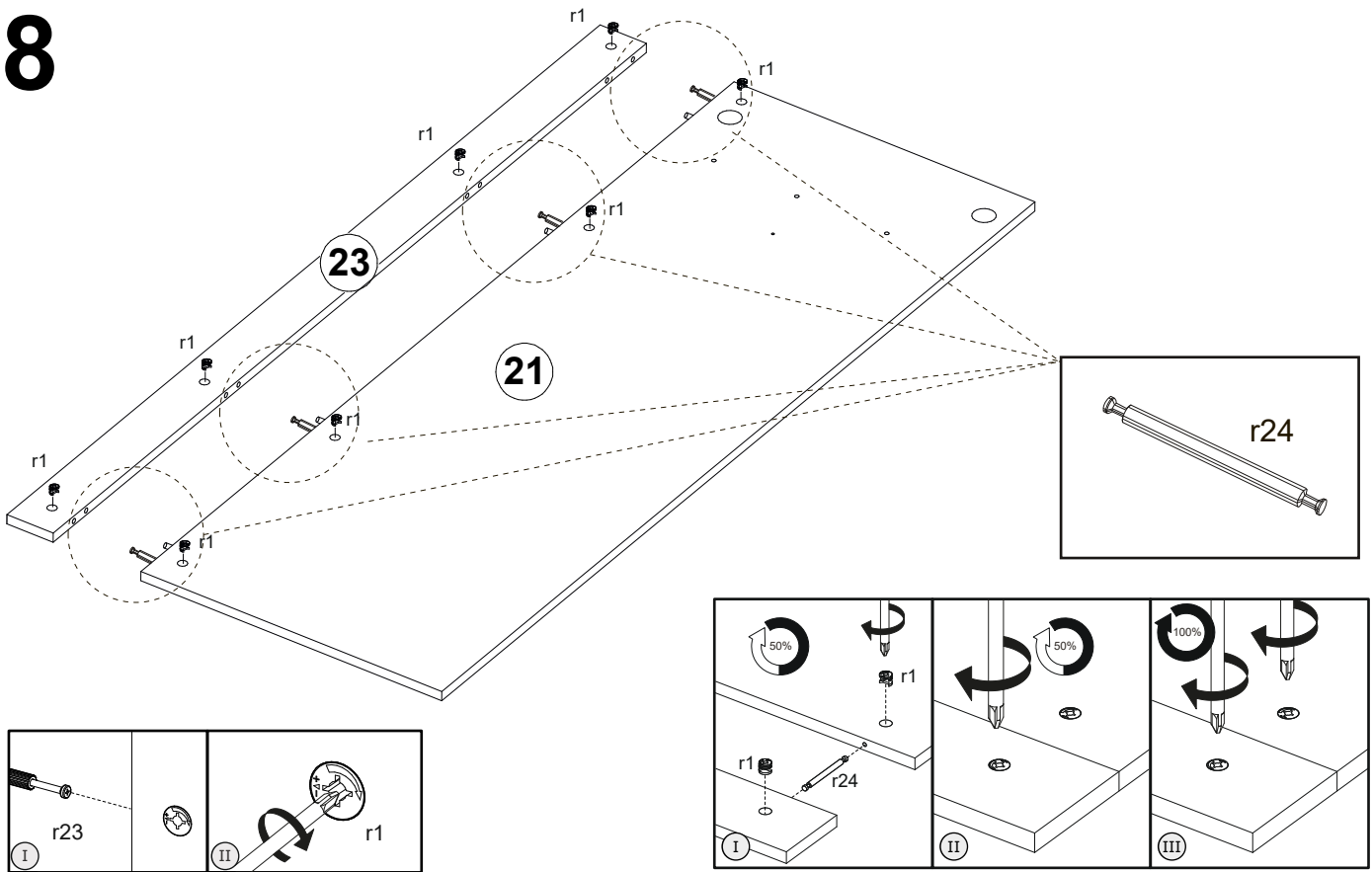
6



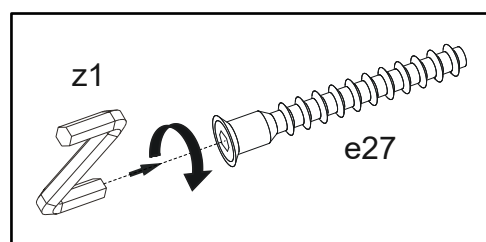
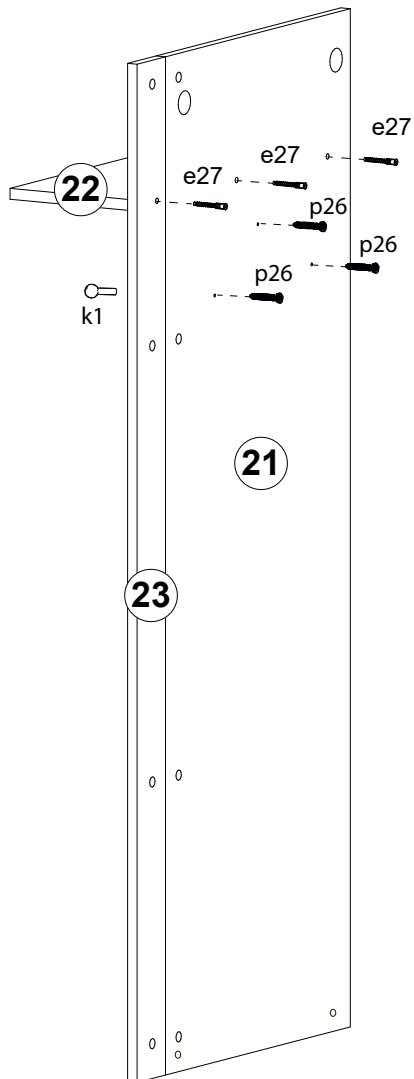
7



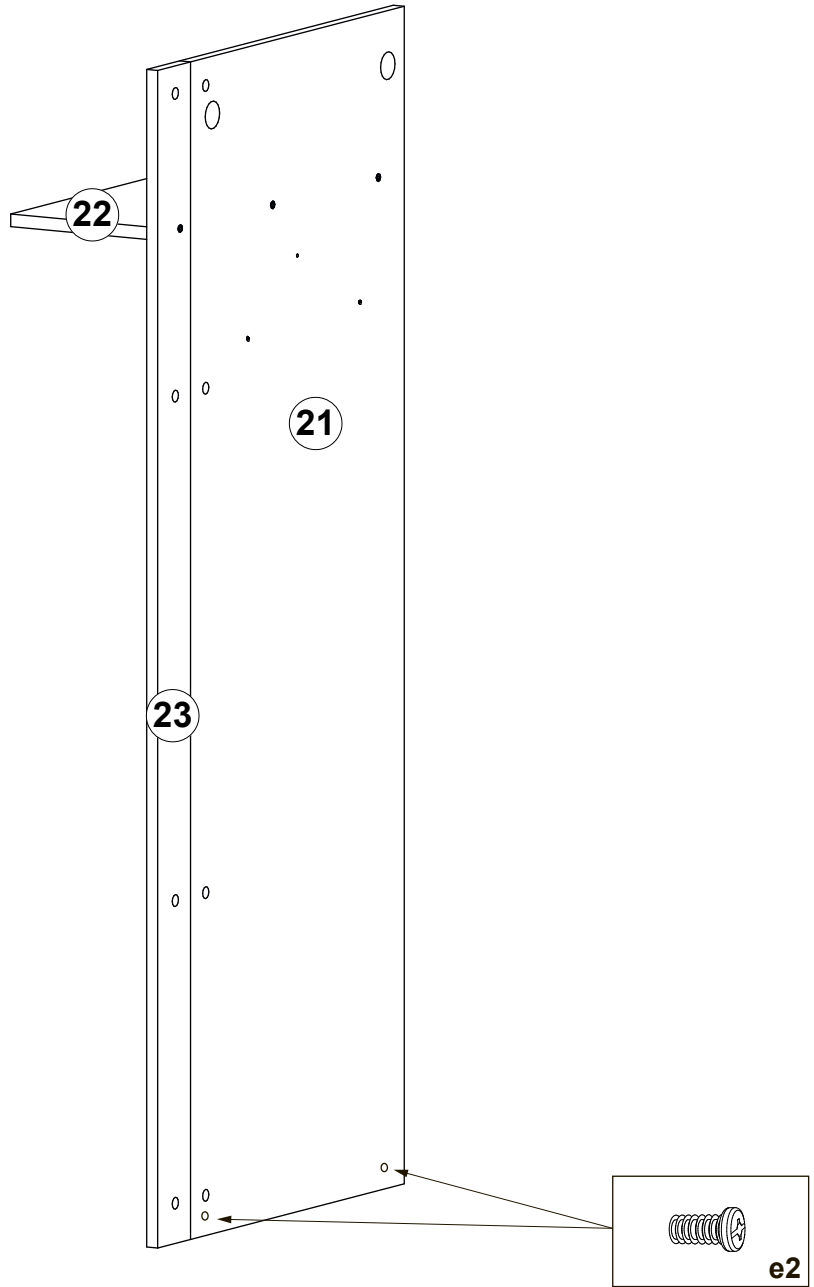
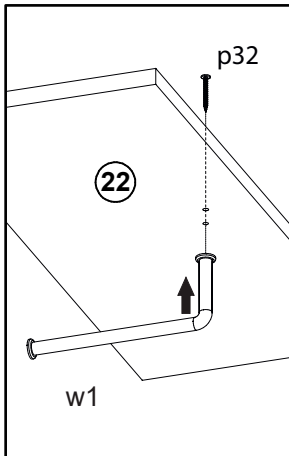
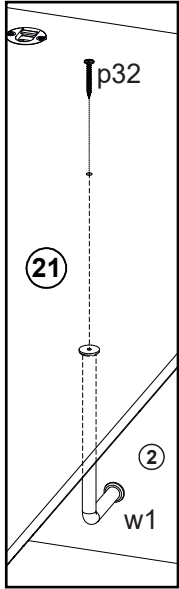
8



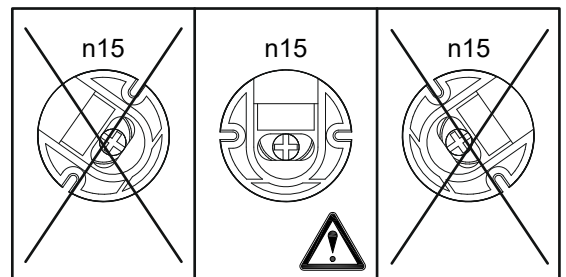
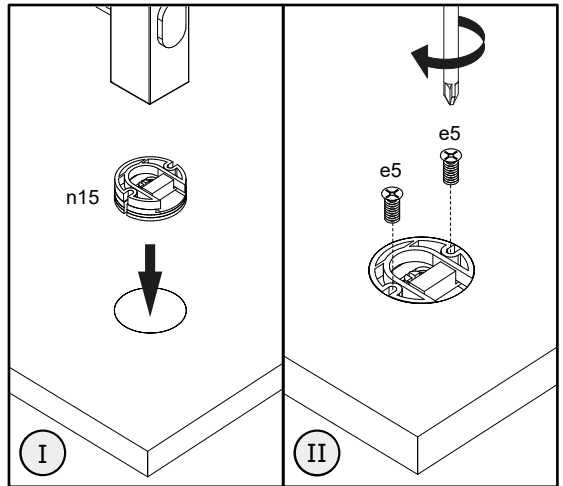
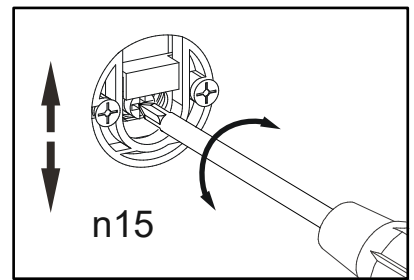
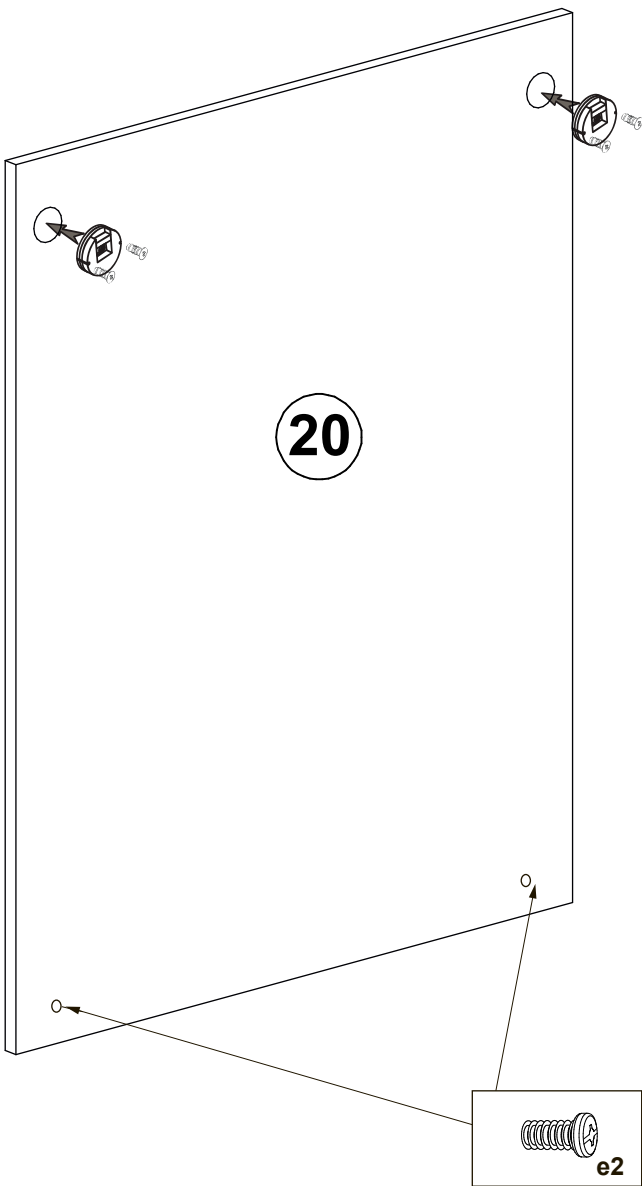

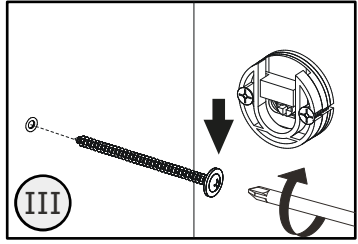
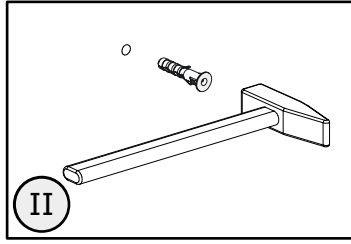
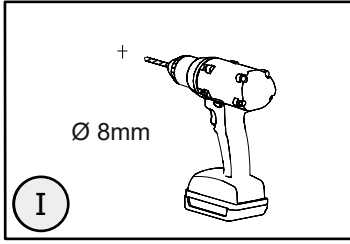
9



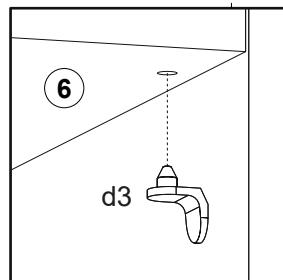
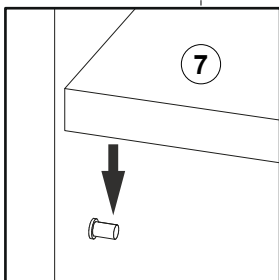
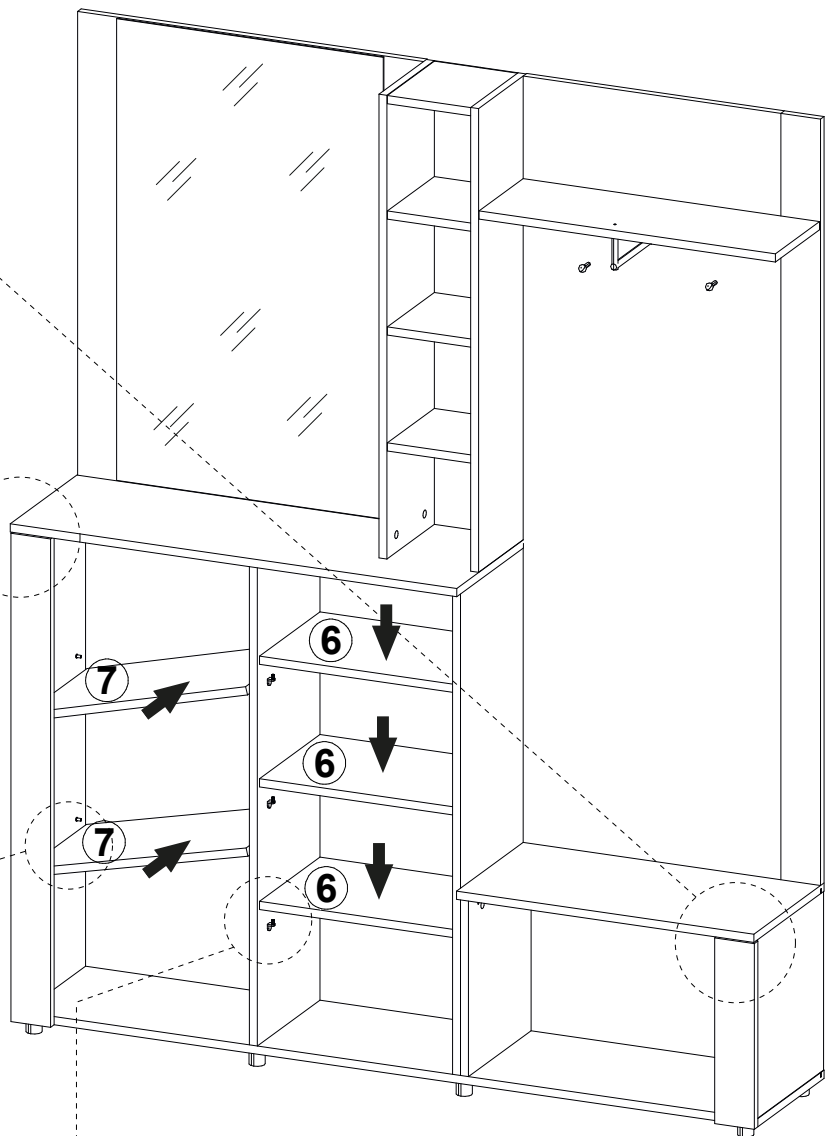
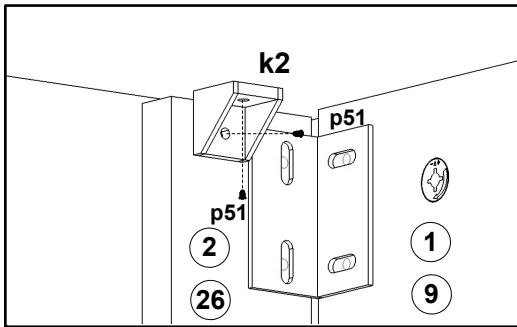
10



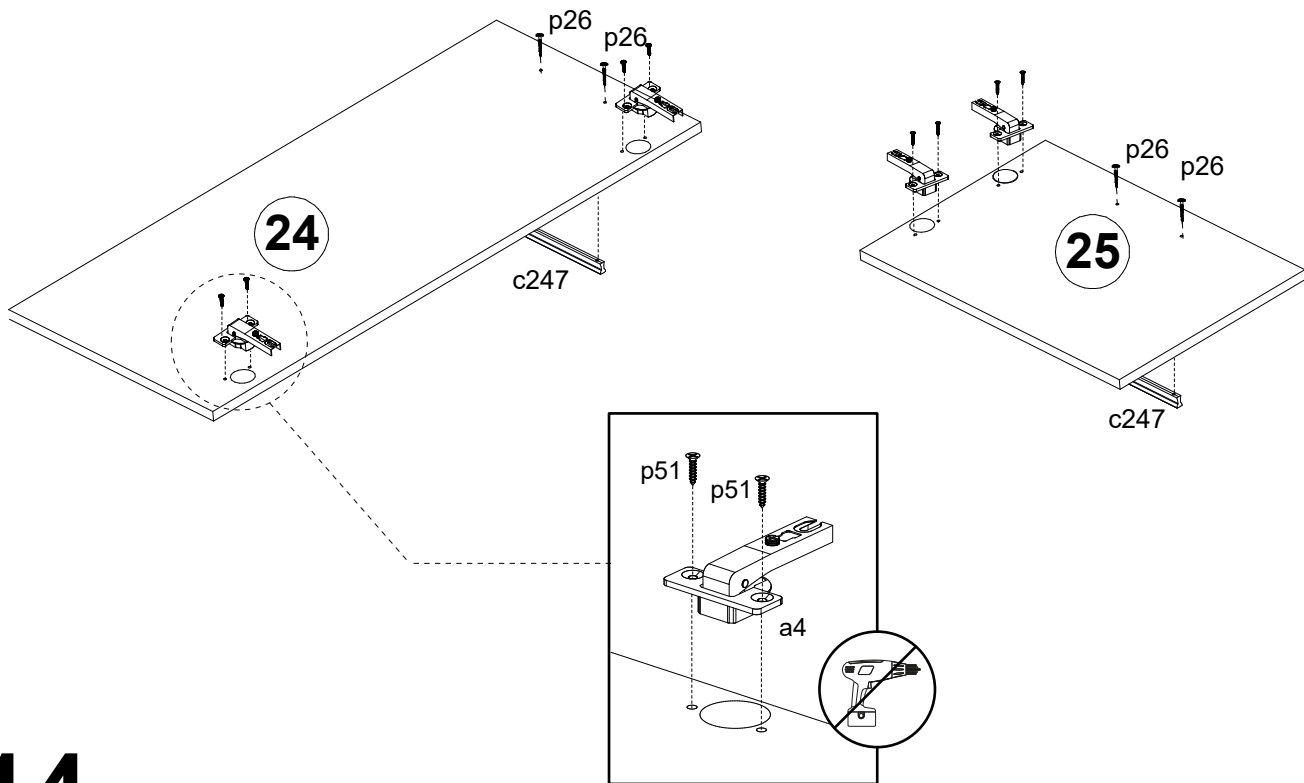
11



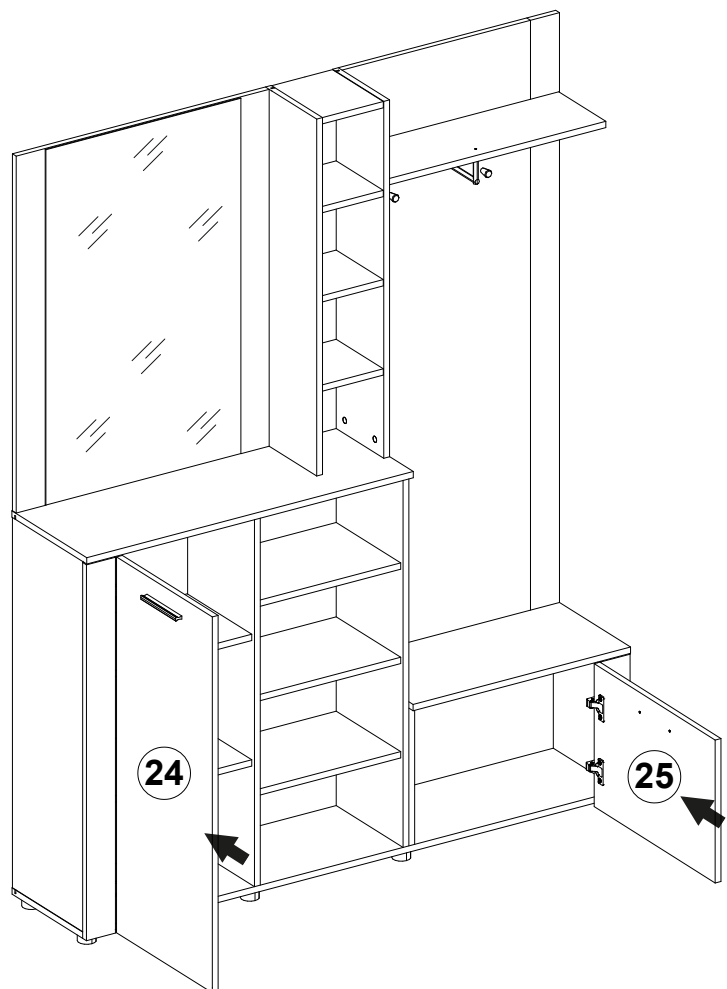
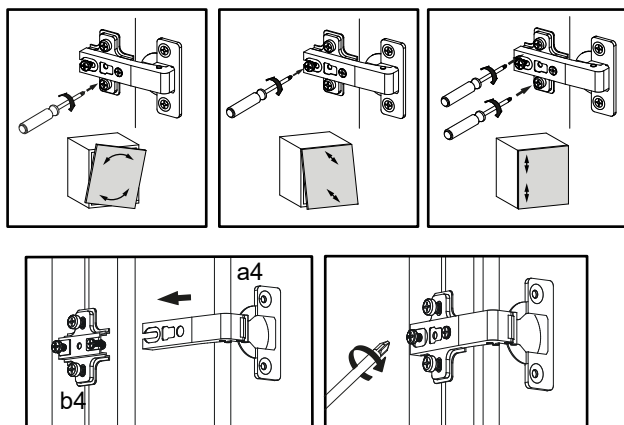
12



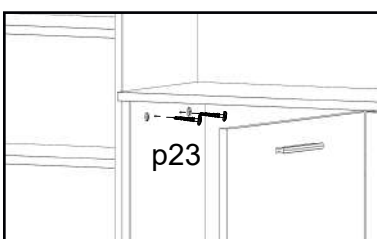
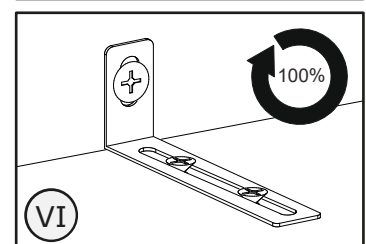
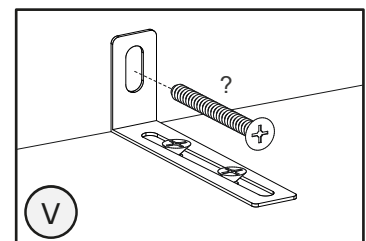
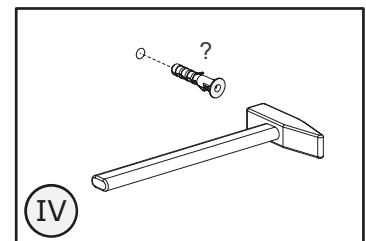
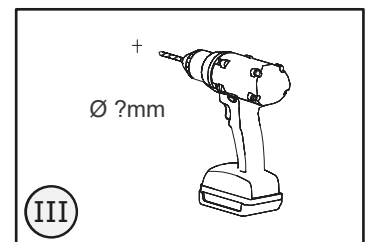
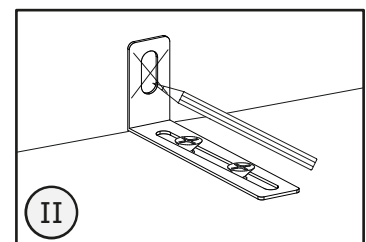
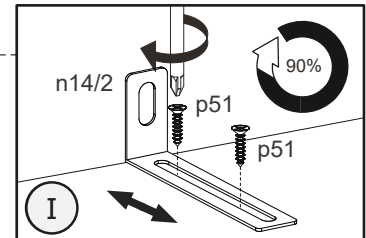
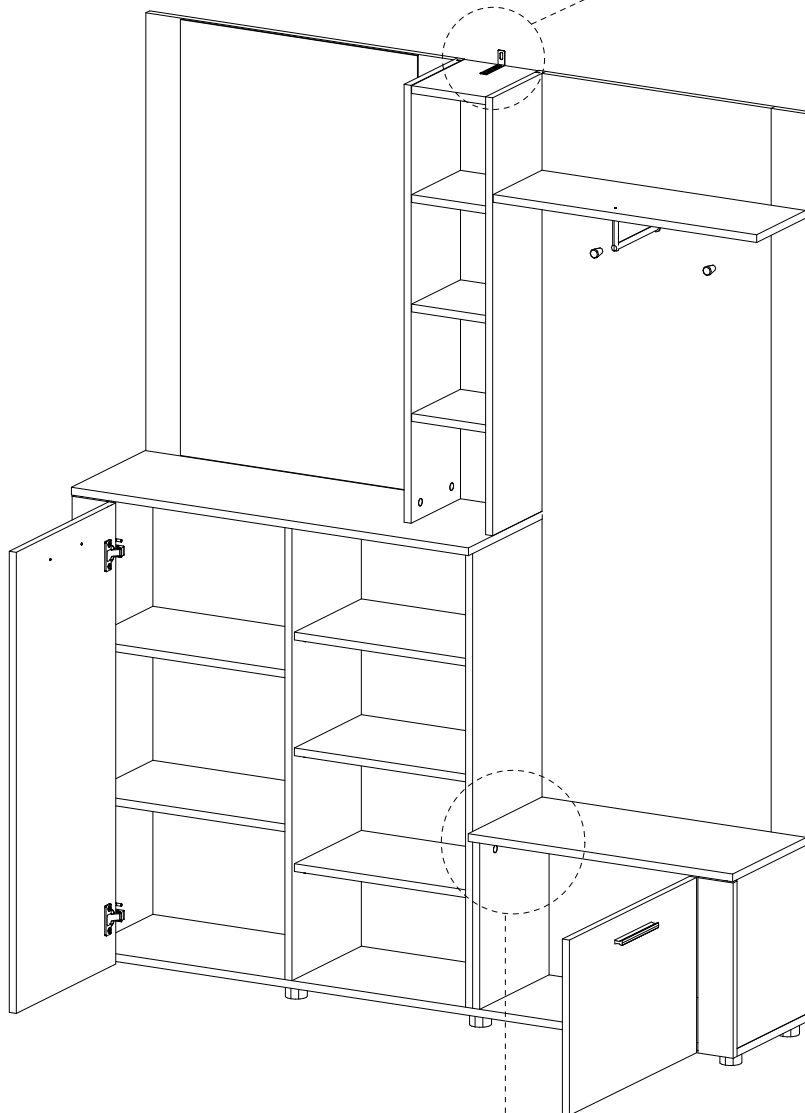

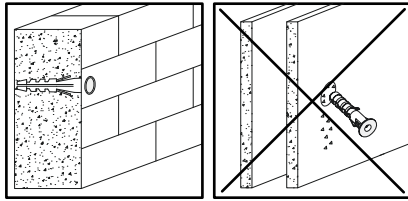
13

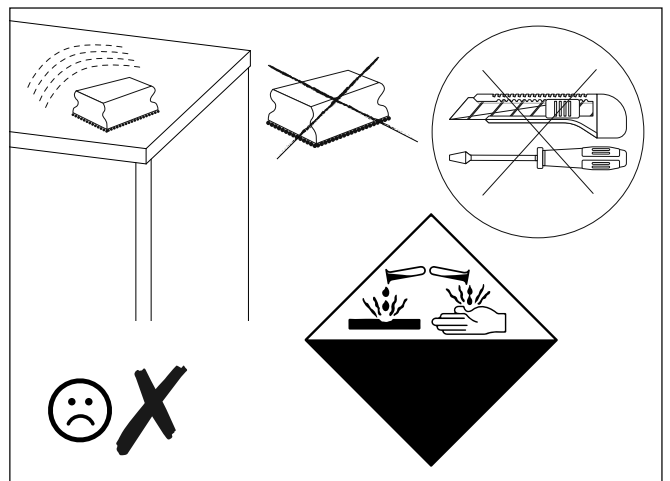

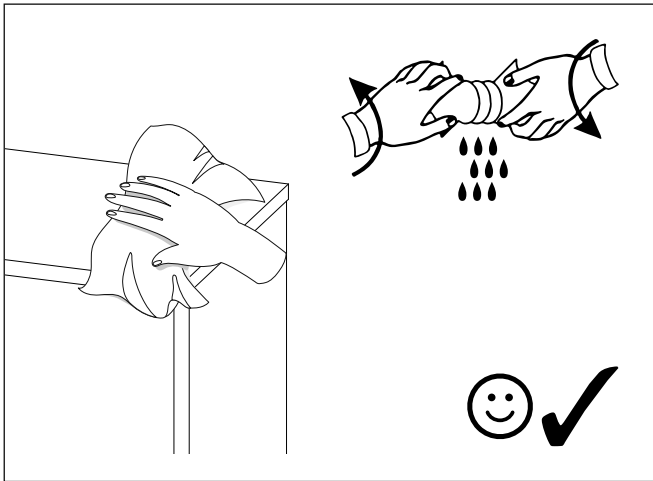
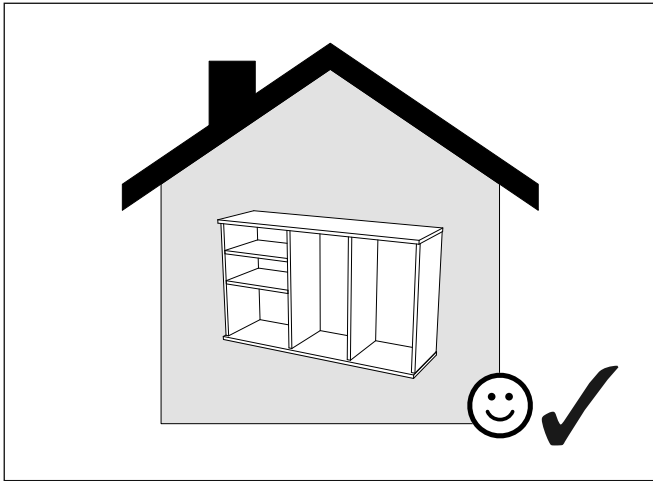


14



15





- PL** Powierzchnię mebli należy czyścić tylko środkami do pielęgnacji mebli. Szanowny kliencie w przypadku reklamacji prosimy wypełnić druki reklamacyjne dostępne w punktach sprzedaży przedkładając Kartę Reklamacyjną (zawierającą datę produkcji i numer pakowacza lub zmiany pakowania) umieszczoną w każdej z paczek, oraz instrukcję montażu mebla, gdzie prosimy o zaznaczenie uszkodzonego elementu.
- SK** Povrch nábytku čistite iba prostriedkami určenými na ošetrovanie nábytku. Vá ení zákazníci! V prípade reklamácie prosíme, aby ste vyplnili tlačivá, ktoré sú prístupné v obchodoch, predlo ili Reklamačný list (ktorý obsahuje dátum výroby a číslo baliča alebo číslo zmeny pri balení), ktorý sa nachádza v ka dom balení a návod na montáž nábytku, v ktorom označte poškodenú časť.
- CZ** Povrch nábytku čistěte pouze přípravky určenými k ošetrování nábytku. Vá ený zákazníkú, v případě uplatnění reklamacie vyplňte prosím reklamační formuláře, které jsou dostupné v prodejnách a předlo te Reklamační kartu (obsahující datum výroby a číslo balení nebo změny balení, která je umístěna v balíčku) a návod k obsluze s vyznačením poškozeného dílu.
- BG** Повърхността на мебелите трябва да се почиства само с препарати за поддържане на мебели. Уважаеми клиенти, в случай на рекламация моля попълнете формулярите за рекламация, които ще получите в търговските пунктове, като представите Картата за рекламация (съдържаща датата на производство и номера на опаковчика или смяната за опаковане), която ще намерите във всяка опаковка, и инструкцията за монтаж на мебела, върху която да отбележите повредения елемент.
- RO** Suprafața ei trebuie să fie curățată numai cu substanțe destinate pentru curățarea mobilei. Stimate Cumpărător, în caz de reclamație vă rugăm să completați formularul de reclamație pe care îl puteți lua de la punctul de vânzare și pe care îl veți prezenta împreună cu Cartela de Garanție (care conține data producției și nr ambalatorului sau turei de ambalare), însoțită la fiecare ambalaj, precum și instrucțiunile de montaj ale mobilei, pe care vă rugăm să marcați elementul deteriorat.
- UA** Поверхню меблів потрібно чистити тільки засобами для догляду за меблями. Шановний клієнте для заяви рекламачії, просимо заповнити формуляр рекламачії, доступний у пунктах продажу, вказуючи рекламачійну карту (містить дату виробництва та номер пакувальника або зміни упаковки), прикладену до кожного пакету, а також інструкцію з монтажу меблів, на якій просимо позначити пошкоджений елемент.
- RUS** Поверхность мебели надо чистить только средствами для ухода за мебелью. Уважаемый клиент для заявления рекламации, просим заполнить формуляр рекламации, доступный в пунктах продажи, указывая Рекламационную карту (содержащую дату производства и номер упаковщика или смены упаковки), приложенную к каждому пакету, а также инструкцию по монтажу мебели, на которой просим обозначить поврежденный элемент.
- DE** Reinigen Sie den Möbelbereich nur mit Möbelpflege. Kunden, bei Beanstandung Bitte füllen Sie die Reklamationsformulare, die in den Verkaufsabteilungen erhältlich sind, vor dem Verkauf aus eine Reklamationskarte (mit Angabe des Produktionsdatums und der Anzahl der Personen, die die Waren verpacken, oder der Anzahl der Schichten) Verpackung), die in jeder Packung enthalten ist, und Halterungen, in denen Sie reichlich vorhanden oder beschädigt sind Elemente Reinigen Sie den Möbelbereich nur mit Möbelpflege. Kunden, bei Beanstandung.
- GB** Furniture surface must be cleaned only with furniture maintenance formulas. Dear Customer, should you wish to file a complaint, we would request you to fill in the complaint forms available in our outlets, submitting the Complaint Card (specifying the date manufactured, packaging employee/ shift code) enclosed in each of the packets, together with the Assembly Manual, where please highlight the faulty component.
- H** A bútorok felületét kizárólag a bútorápolószerekkel lehet tisztítani. Tisztelt Vásárló! Reklamáció esetén kérjük az eladási helyeken kapható reklamációs nyomtatványokat kitölteni a Reklamációs Lap (tartalmazza a gyártási dátumát és csomagoló számát vagy műszakszámát) bemutatásával, amely mindegyik csomagban található, valamint a bútor szerelési utasítását, amelyen kérjük a sérült elemet bejelölni sziveskedjék.
- FR** La surface des meubles ne peut être nettoyée qu'avec des produits pour l'entretien de meubles. Cher Client, en cas de réclamation, veuillez bien remplir des formulaires de réclamation accessibles dans les centres de vente en montrant le mode d'emploi pour monter le meuble. Nous vous demandons de bien vouloir y entourer l'élément en panne.
- ES** Limpiar la superficie de muebles exclusivamente con los agentes para el cuidado de los muebles. Estimado Cliente, en caso de reclamaciones, hagan favor de rellenar los formularios de reclamación disponibles en los puntos de venta, presentando las instrucciones de montaje de mueble, donde es necesario indicar un elemento estropeado.
- NL** Het oppervlak van meubels hoeft alleen te worden gereinigd door middel van meubelverzorging Beste klant voor de verklaring!
klacht, vul dan het klachtenformulier in dat beschikbaar is in de verkooppunten, met vermelding van: klachtenkaart (bevat de fabricagedatum en het nummer van de verpakker of verandering van verpakking), bevestigd aan elk pakket, evenals instructies voor het installeren van meubels, die we u vragen te markeren beschadigd item.
- IT** Pulire le superfici dei mobili solo con gli appositi detergenti. Gentile Cliente, se desidera presentare un reclamo, Le chiediamo di compilare i moduli di reclamo disponibili presso i nostri punti vendita, presentando la Scheda di reclamo (specificando la data di produzione, l'imballaggio della merce o il numero di strati di imballaggio) allegata a ciascuna confezione, insieme al manuale di montaggio, dove si prega di evidenziare l'articolo difettoso.