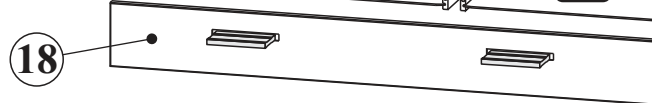
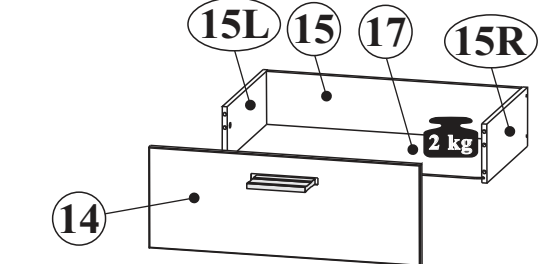
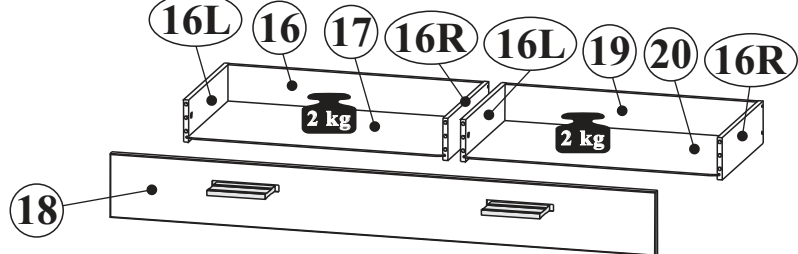
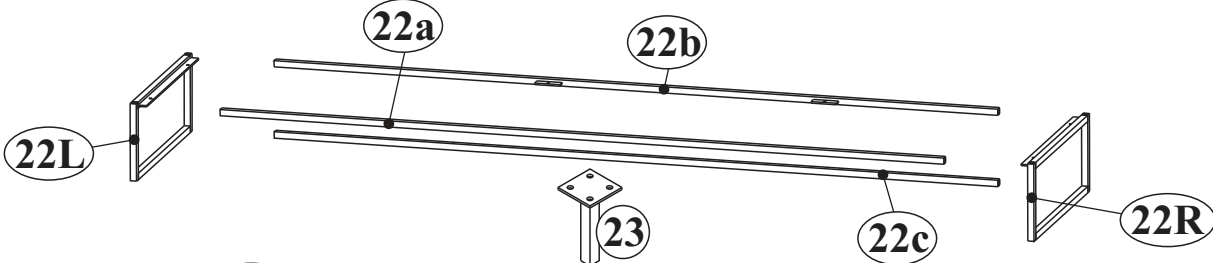
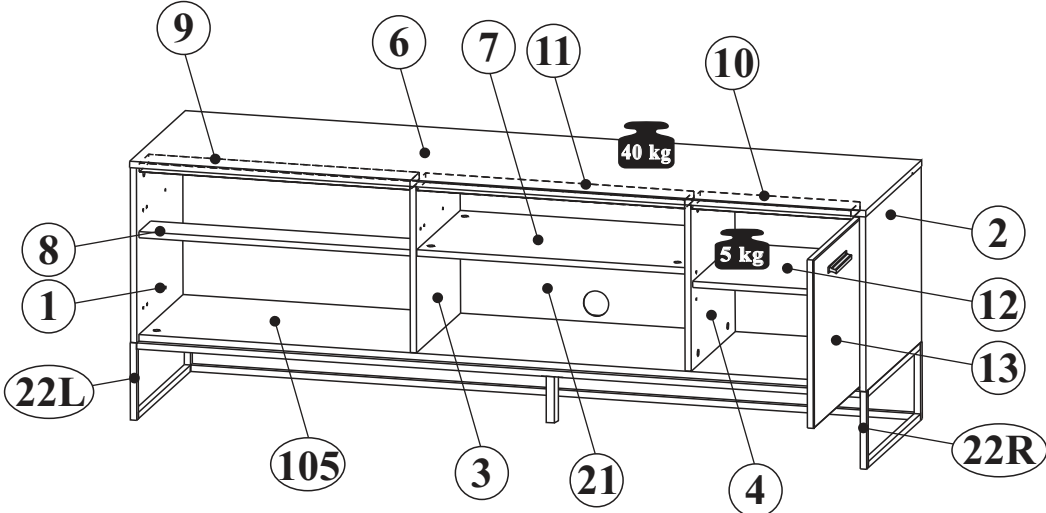
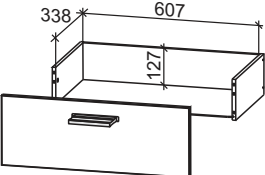
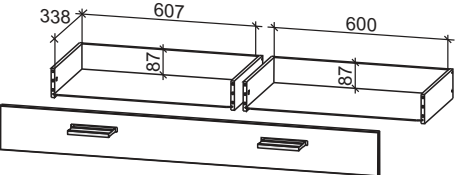
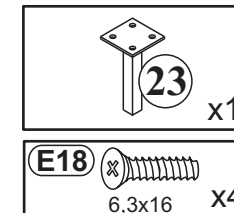
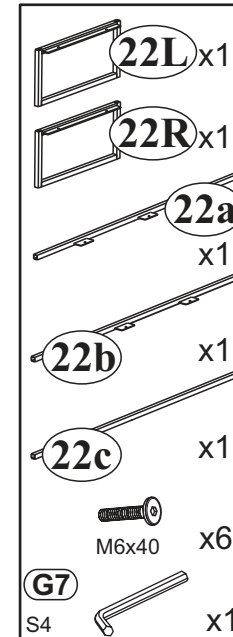
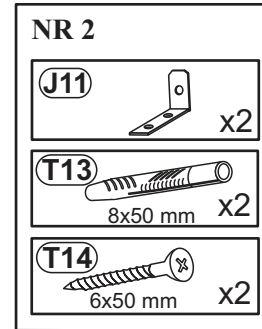
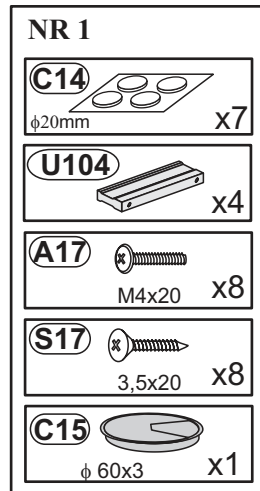


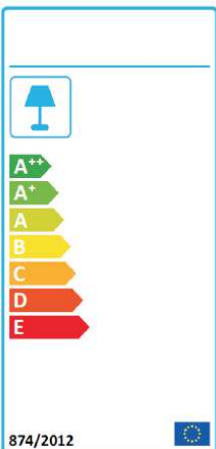
(Š) B - 1758mm
 (V) H - 615mm
 (H) T - 482mm





Možnost osvětlení/Možnosť osvetlenia
99 FM WW 90

<http://www.wohnconcept-premium.de>

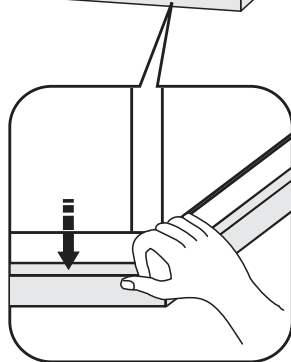

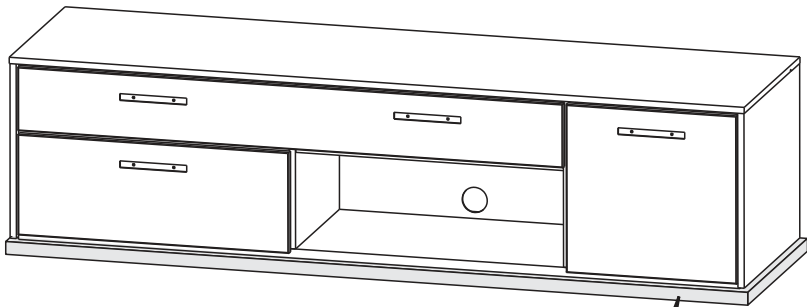









| | | |
|----|----------------|-------------|
| BG | Bulgarisch | Български |
| CS | Tschechisch | čeština |
| DA | Dänisch | Dansk |
| DE | Deutsch | Deutsch |
| ET | Estnisch | Eesti |
| EL | Griechisch | ελληνικά |
| EN | Englisch | English |
| ES | Spanisch | español |
| FR | Französisch | Français |
| FI | Finnisch | suomalainen |
| HR | Kroatisch | hrvatski |
| HU | Ungarisch | magyar |
| IT | Italienisch | Italiano |
| LV | Lettisch | Latvijas |
| LT | Litauisch | Lietuvos |
| NL | Niederländisch | Nederlands |
| PL | Polnisch | Polski |
| PT | Portugiesisch | português |
| RO | Rumänisch | român |
| SK | Slowakisch | slovenský |
| SL | Slowenisch | slovensčina |
| SV | Schwedisch | Svenska |

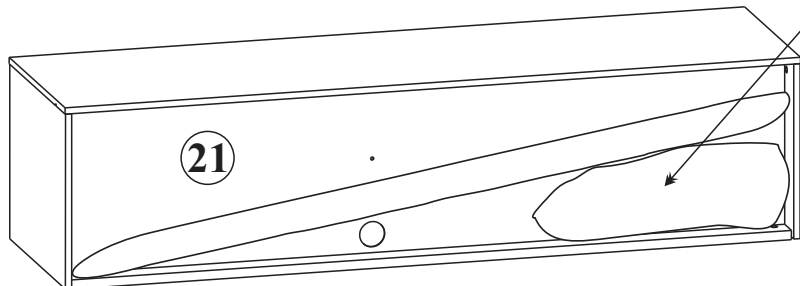
WOHNCONCEPT
Premium Möbel



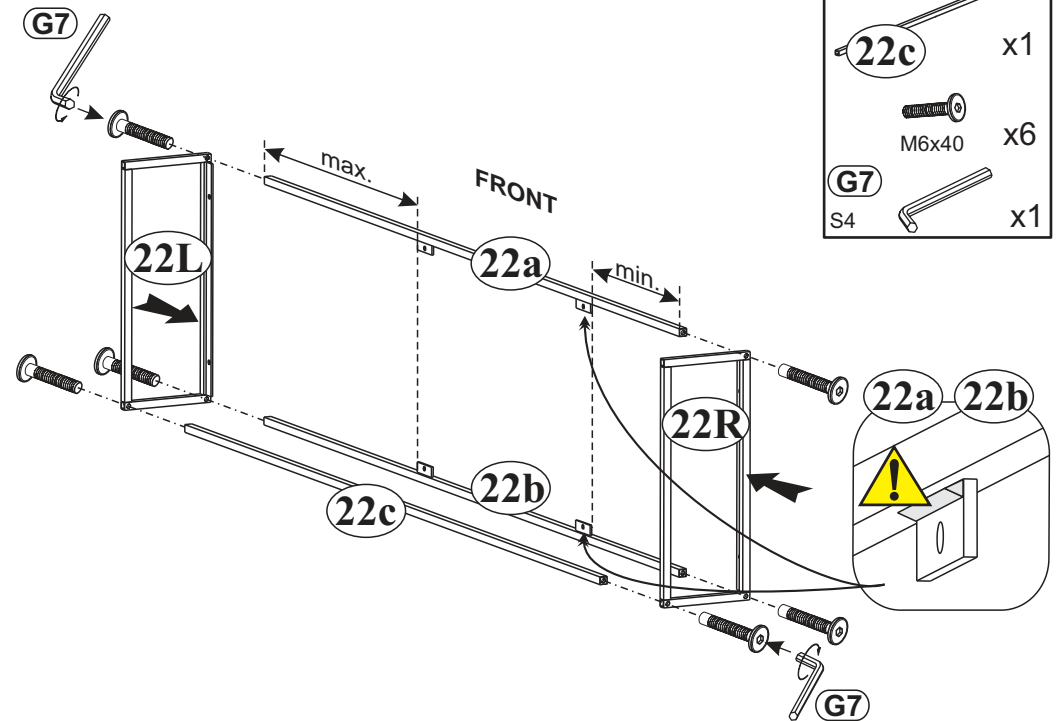
1










-  22L x1
-  22R x1
-  22a x1
-  22b x1
-  22c x1
-  M6x40 x6
-  G7 S4 x1

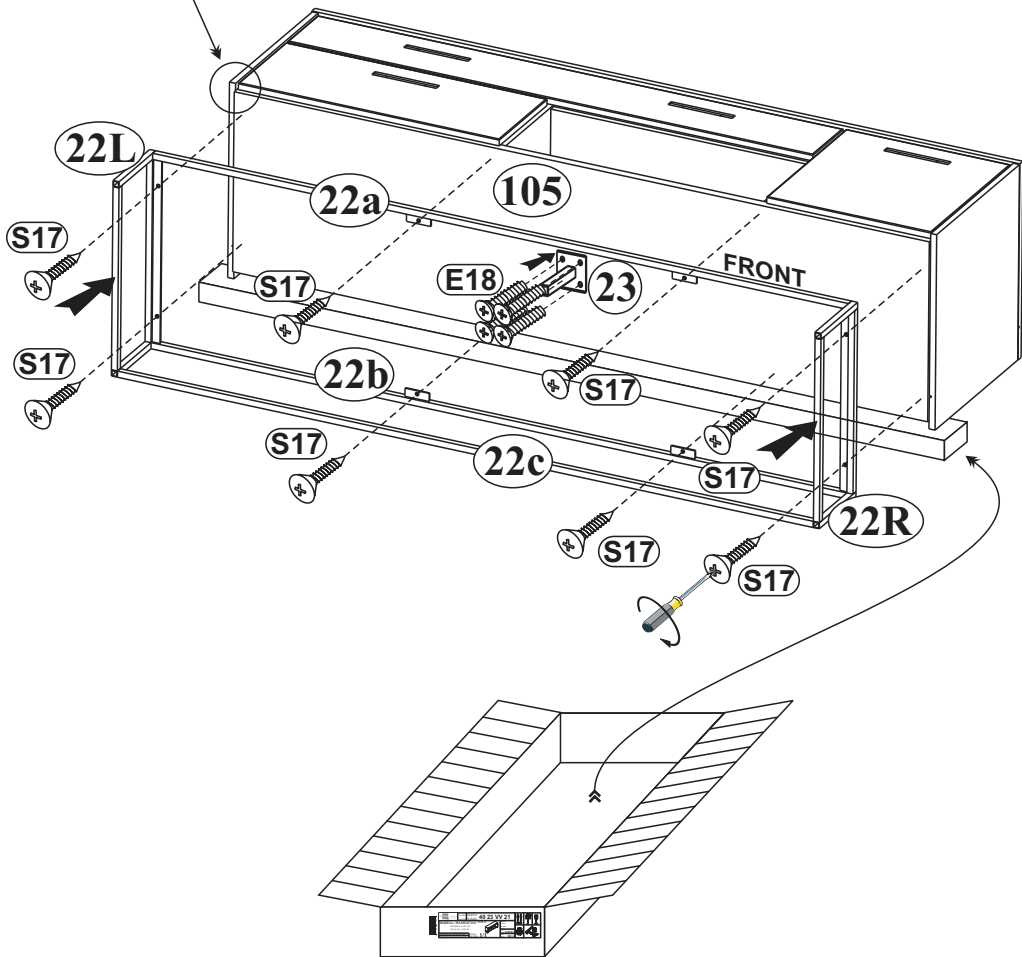
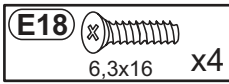

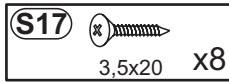
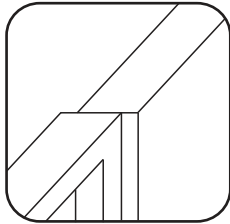
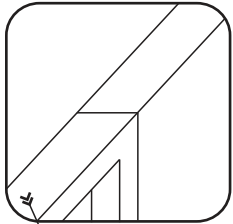


2

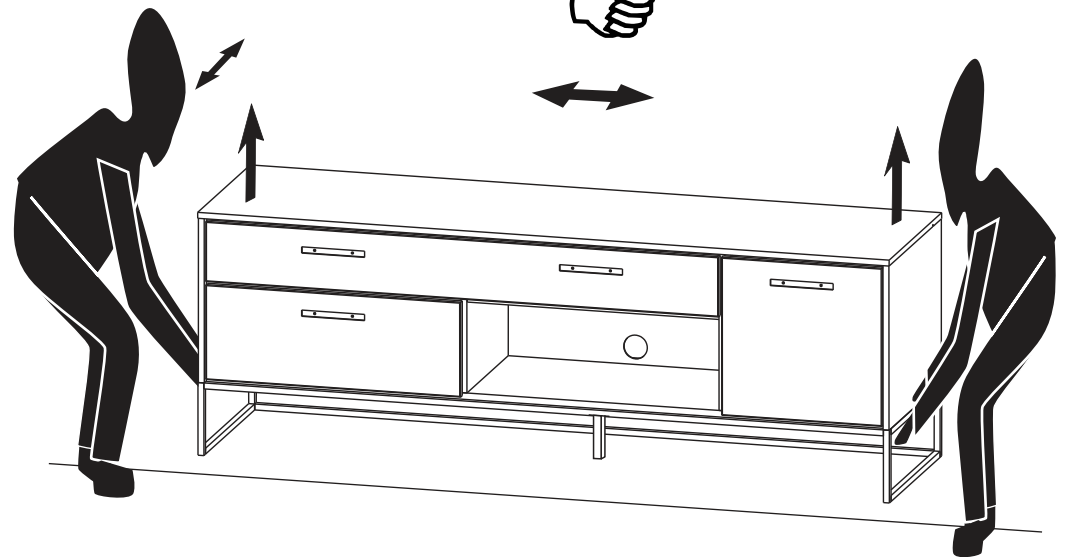



-  22L x1
-  22R x1
-  22a x1
-  22b x1
-  22c x1
-  M6x40 x6
-  G7 S4 x1


3



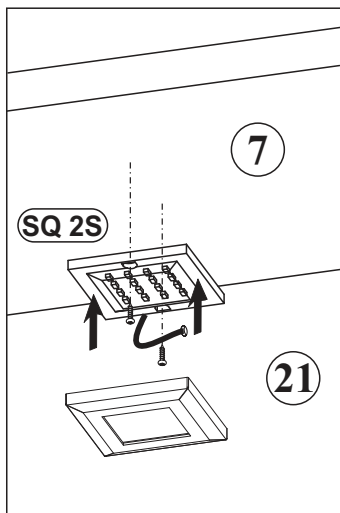
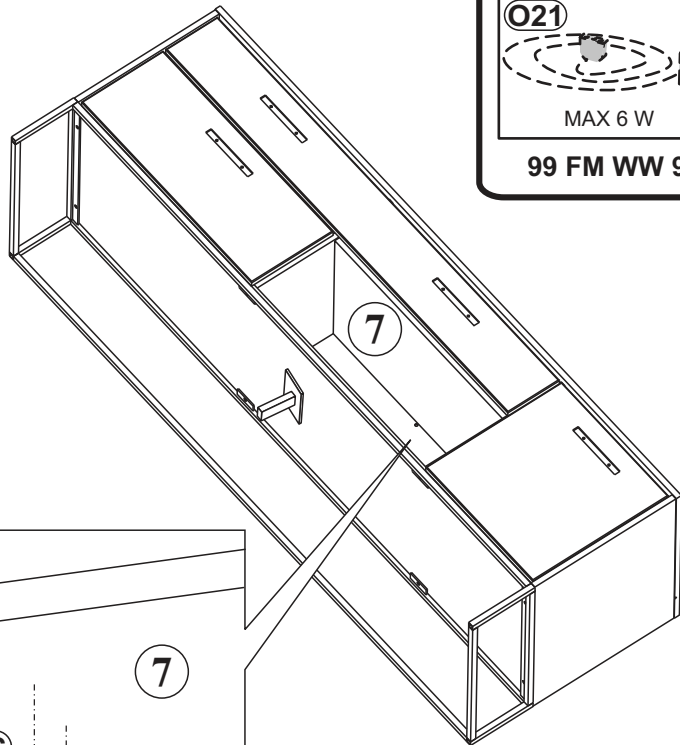
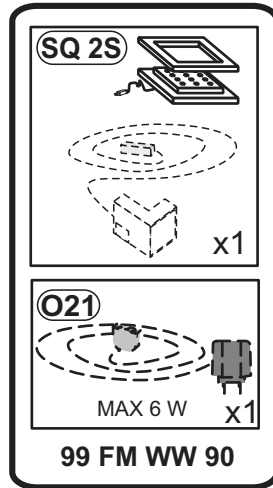
4



5

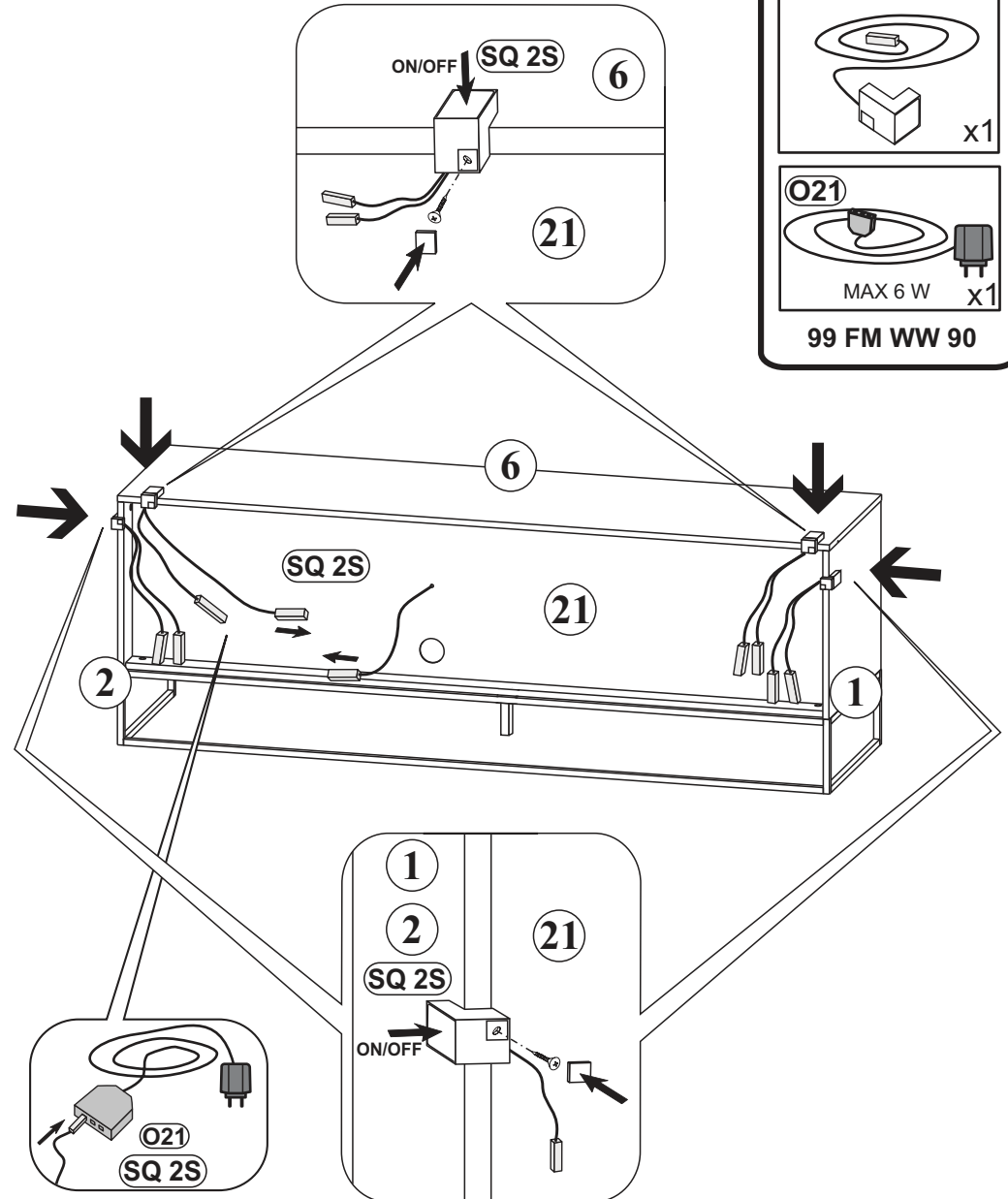
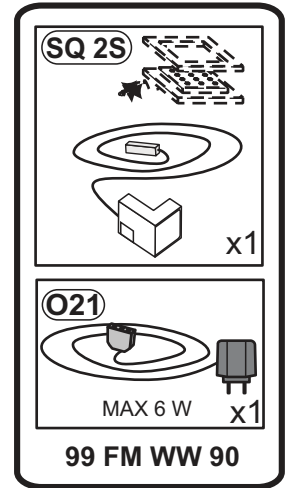


Možnost osvětlení/Možnosť osvetlenia
99 FM WW 90



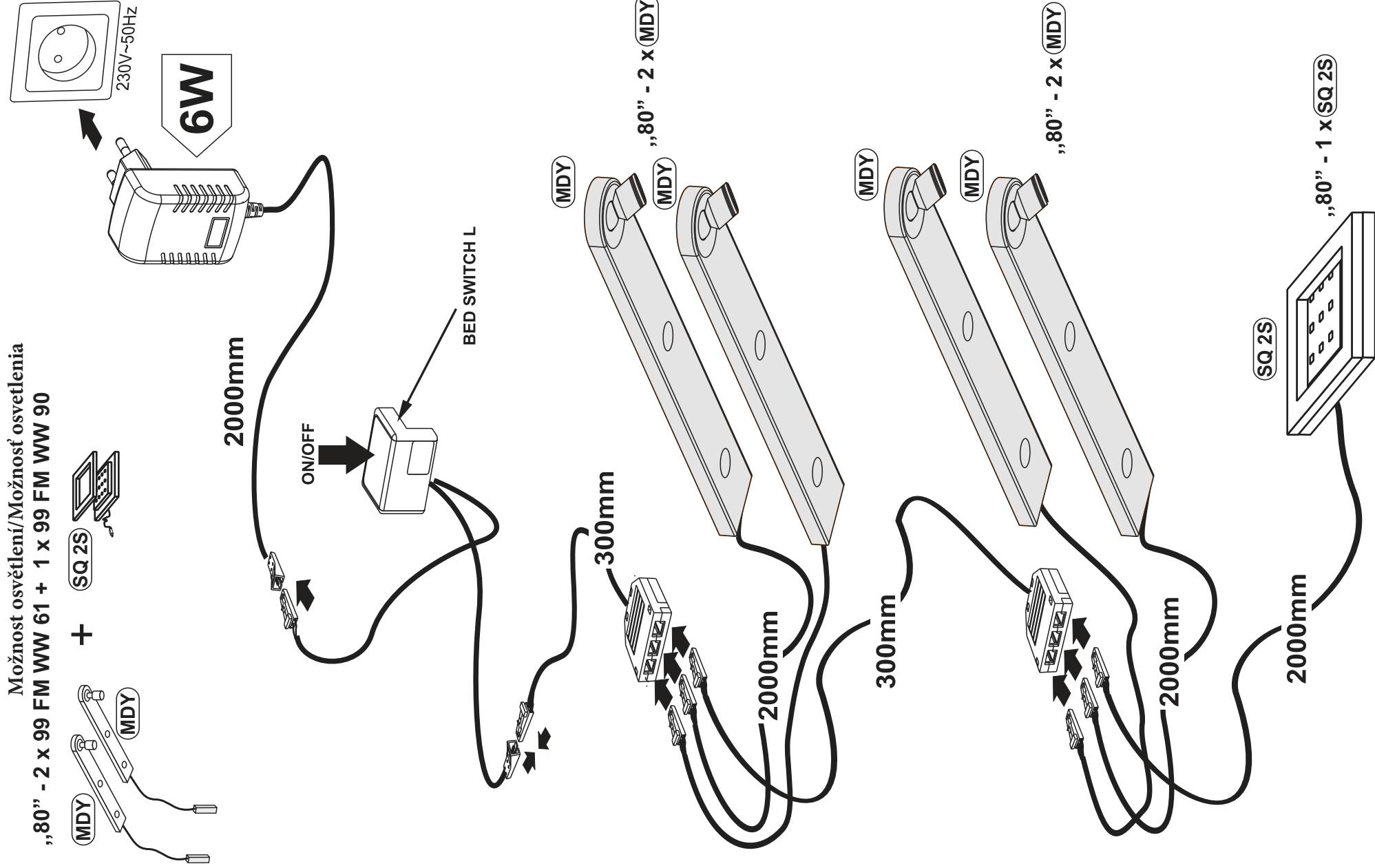
6

Možnost osvětlení/Možnosť osvetlenia



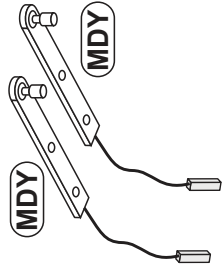
Možnosť osvetlenia/Možnosť osvetlenia
„80” - 2 x 99 FM WW 61 + 1 x 99 FM WW 90

7




8

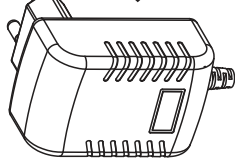
Možnosť osvetlenia/Možnosť osvetlenia
„82” - 4 x 99 FM WW 61 + 1 x 99 FM WW 90



+ (SQ 2S)




6W

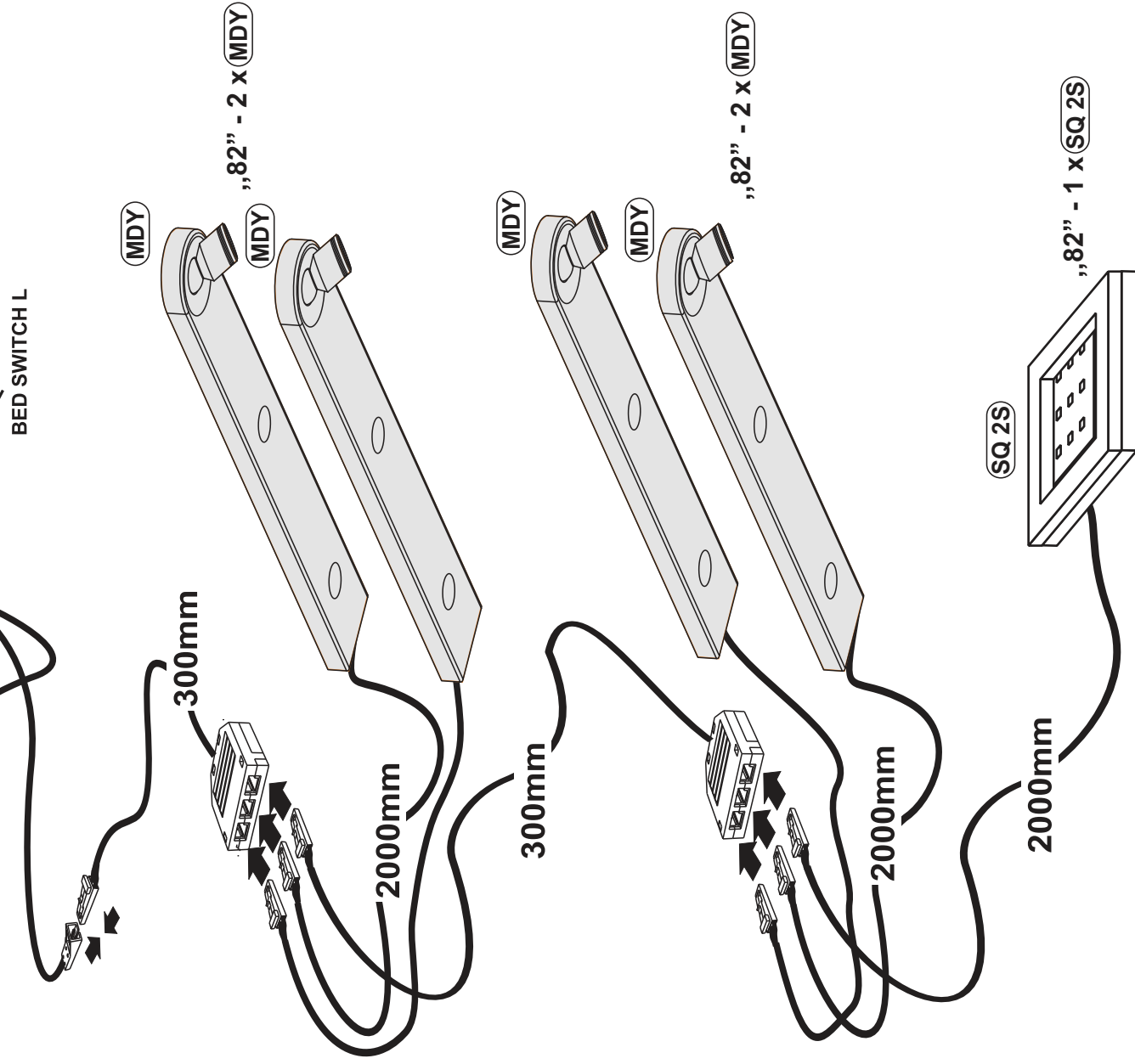


2000mm

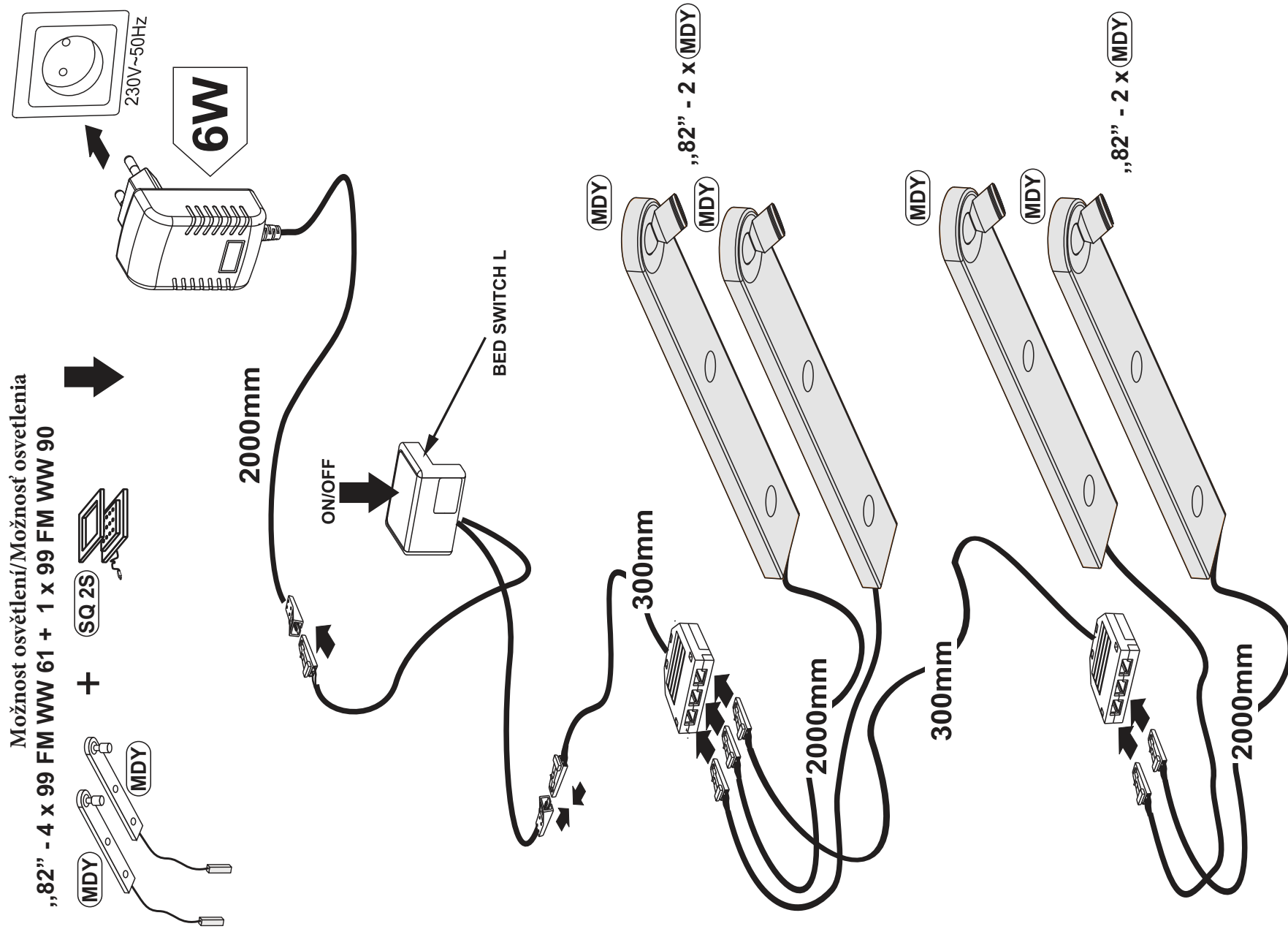
ON/OFF



BED SWITCH L

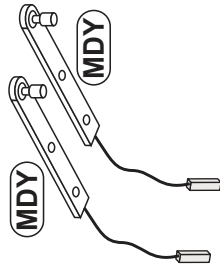


8a




10a

Možnost osvětlení/Možnosť osvetlenia
„91” - 3 x 99 FM WW 61 + 1 x 99 FM WW 90

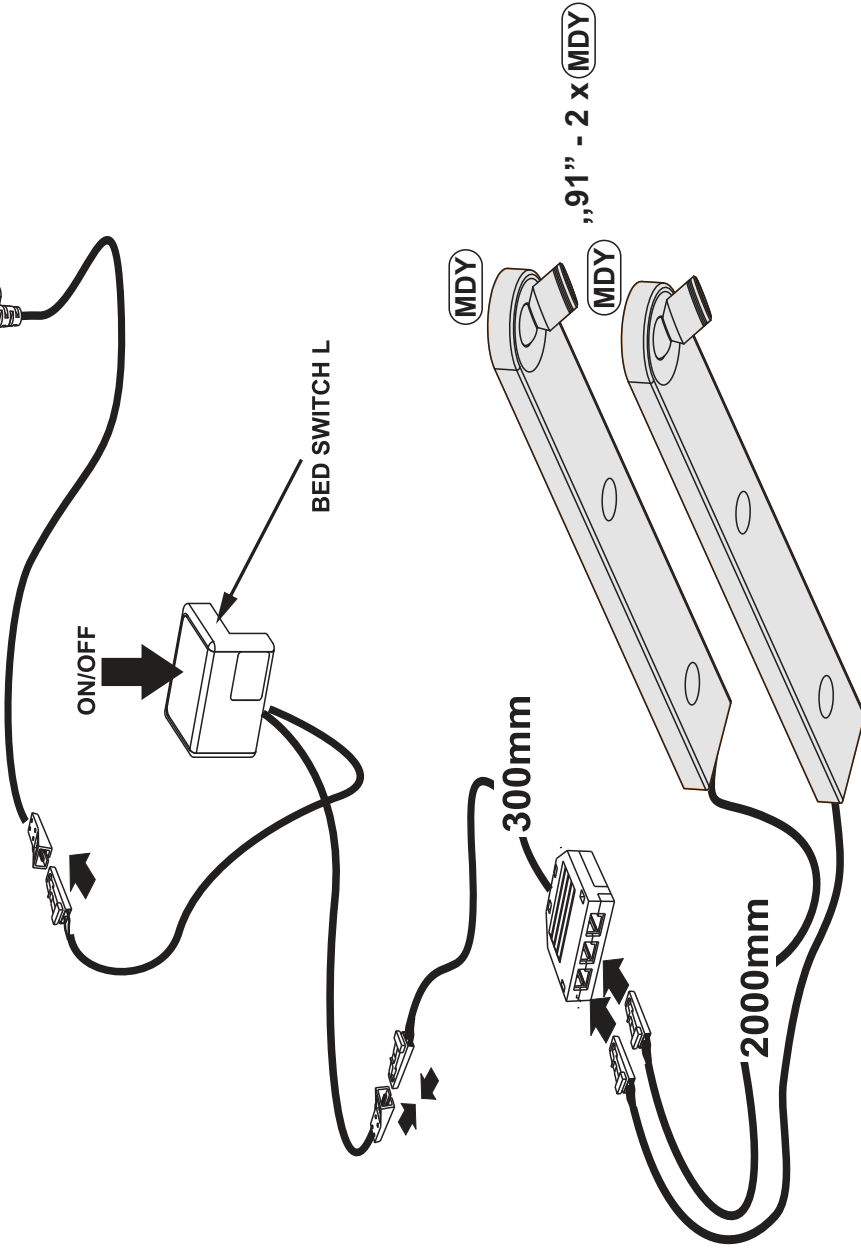


+ (SQ 2S)



6W

2000mm


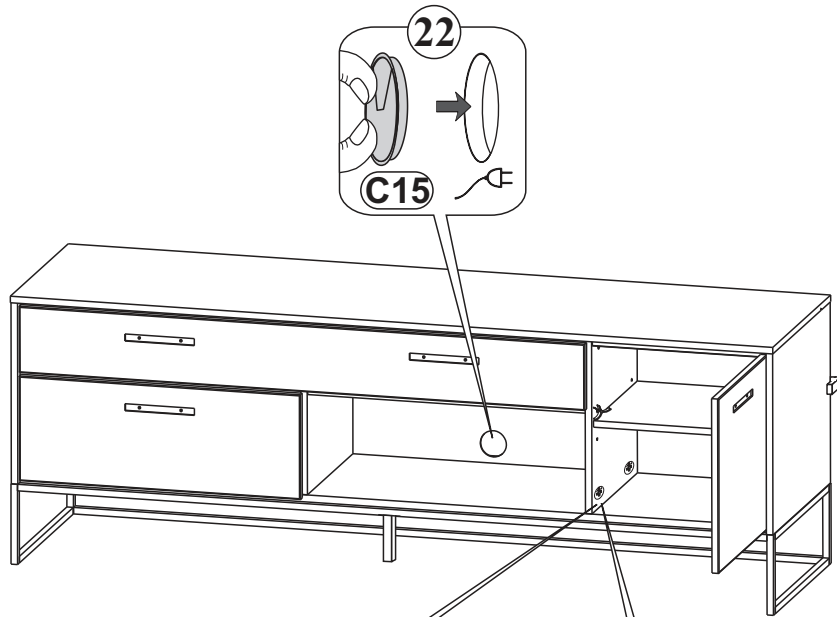
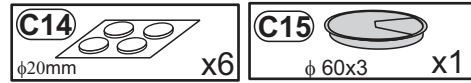


300mm

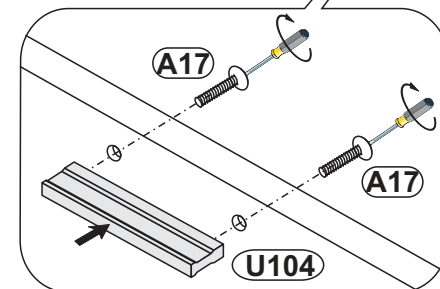
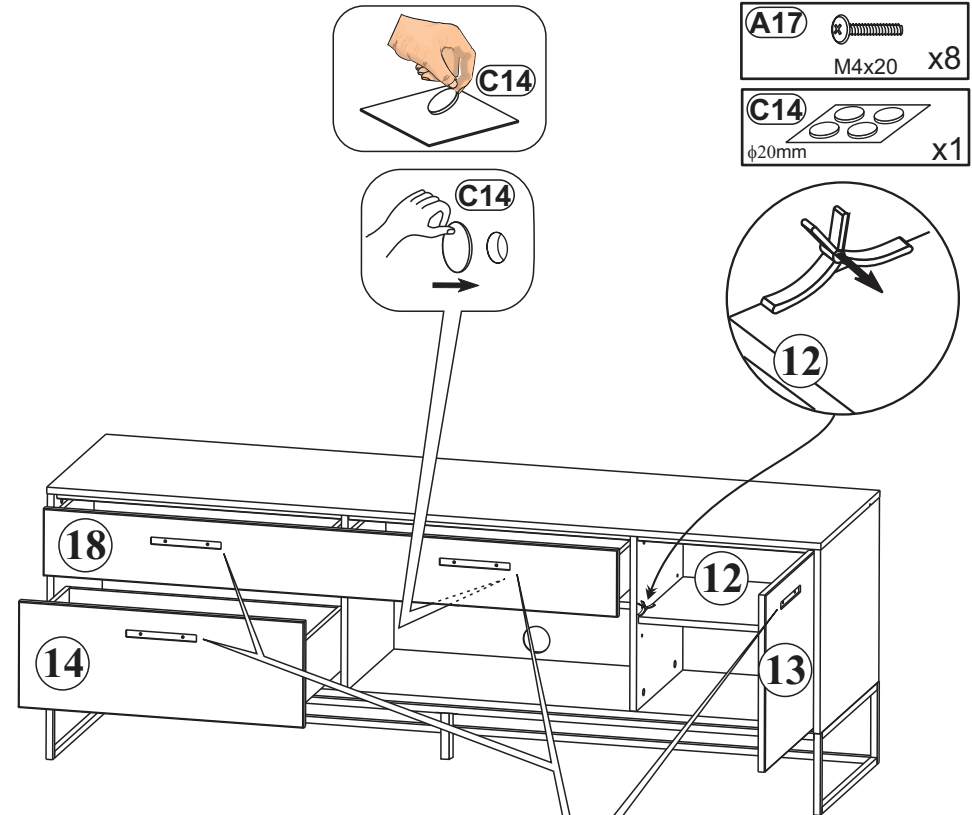
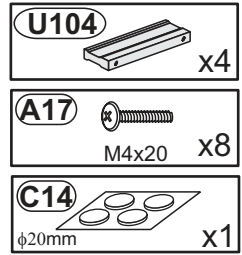
„91” - 2 x (MDY)

2000mm

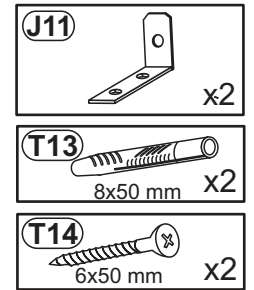
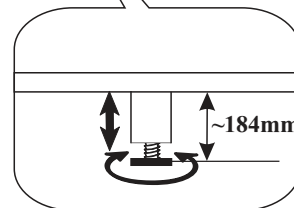

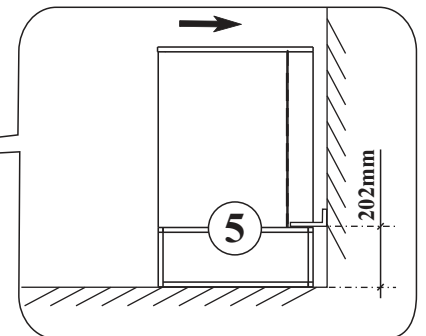
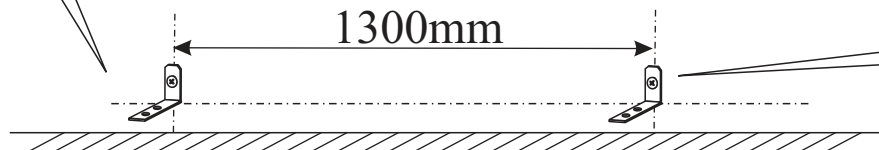
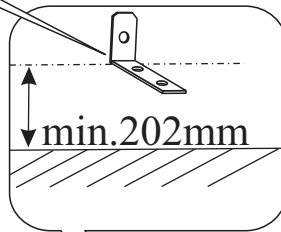
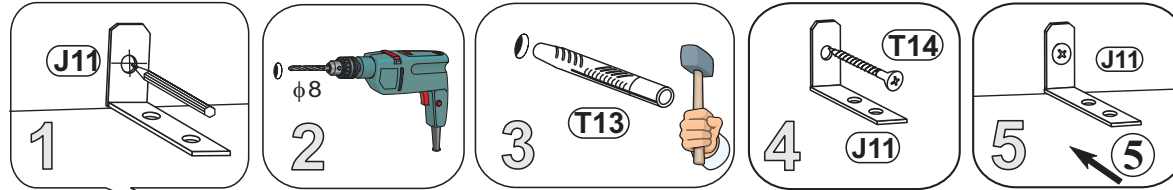

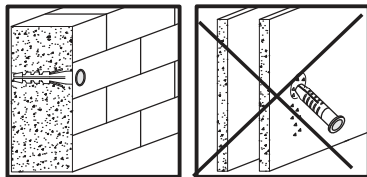
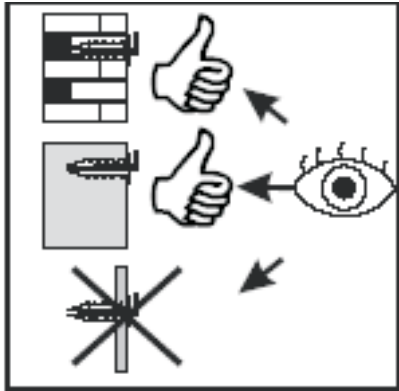
11



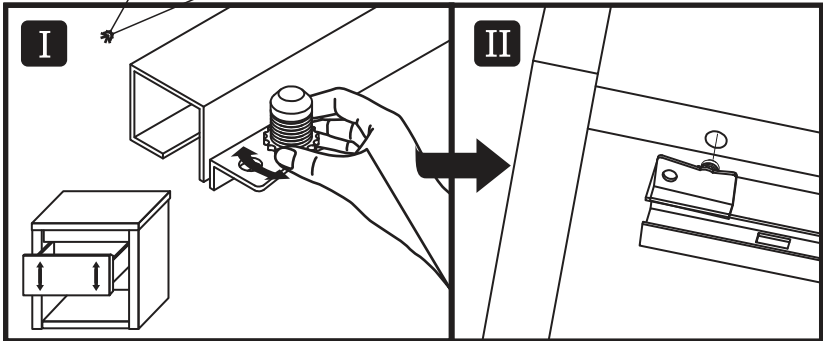
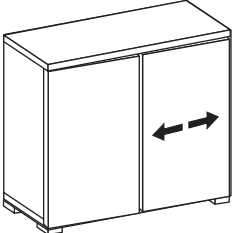
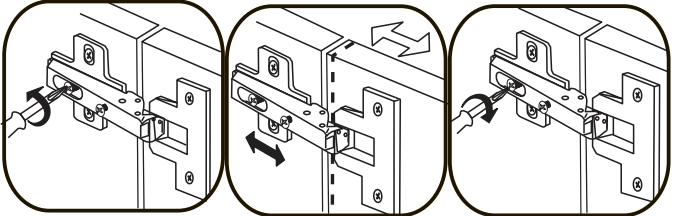
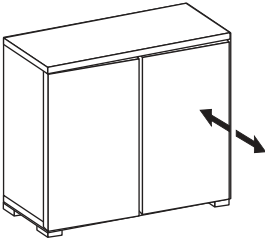
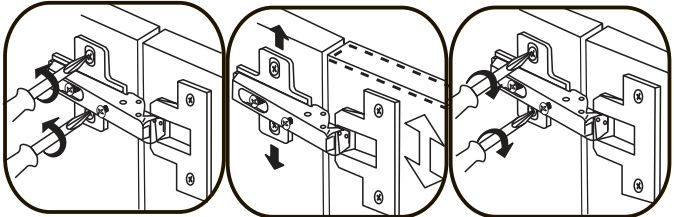
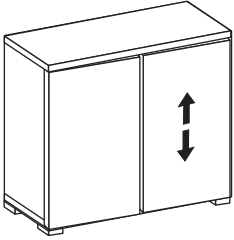
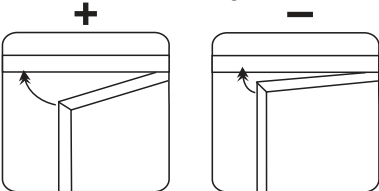
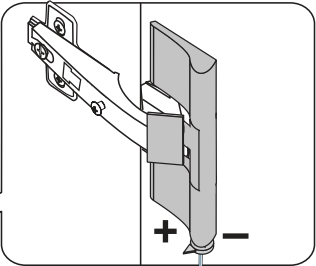
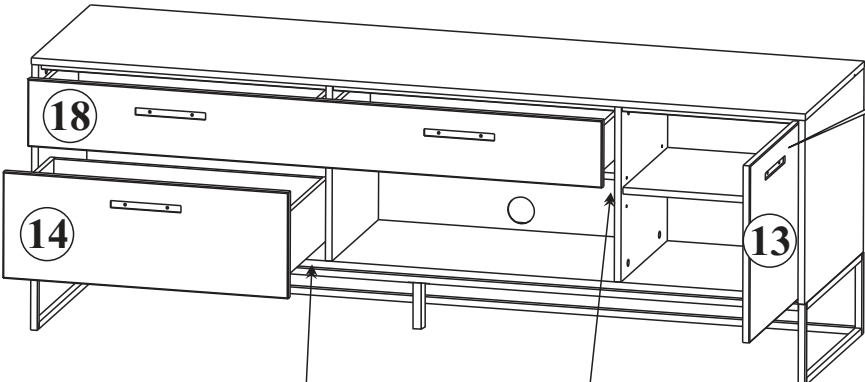
12



13



14

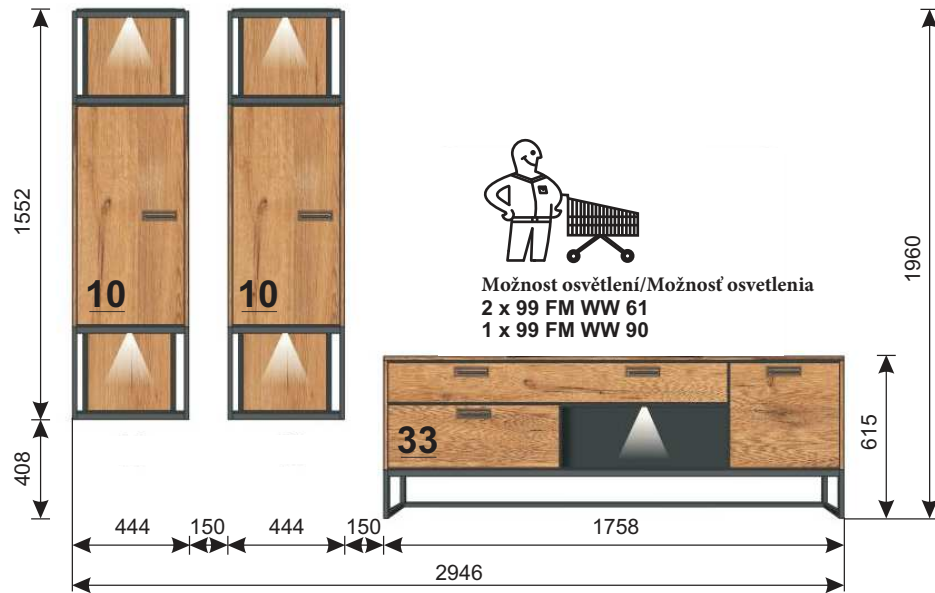


MANHATTAN / SWEEP 1011

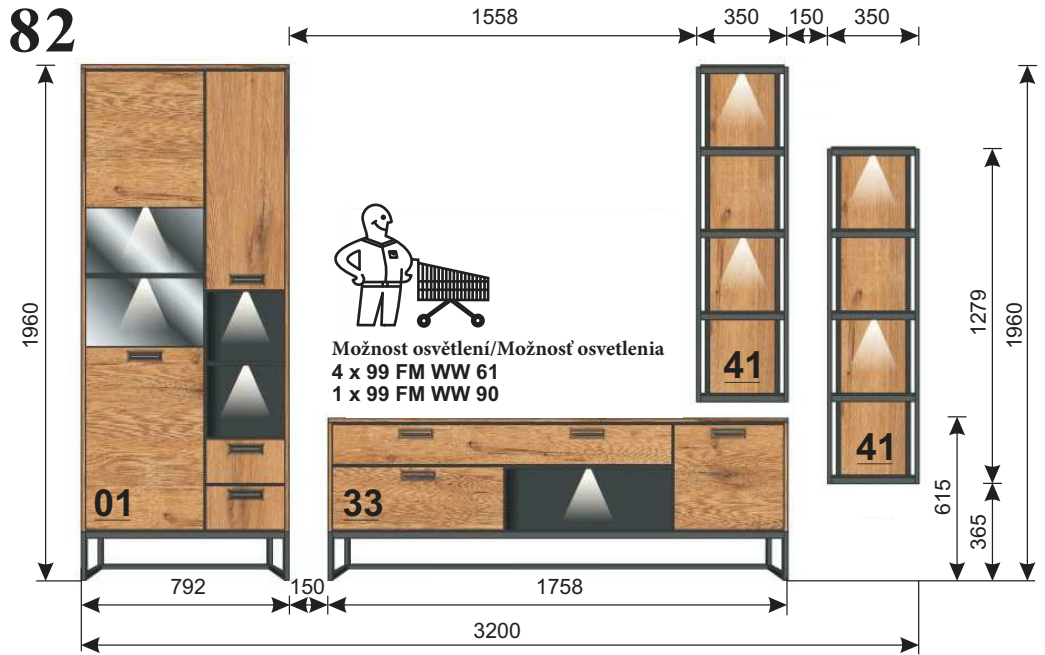
4023--33

16 / 17

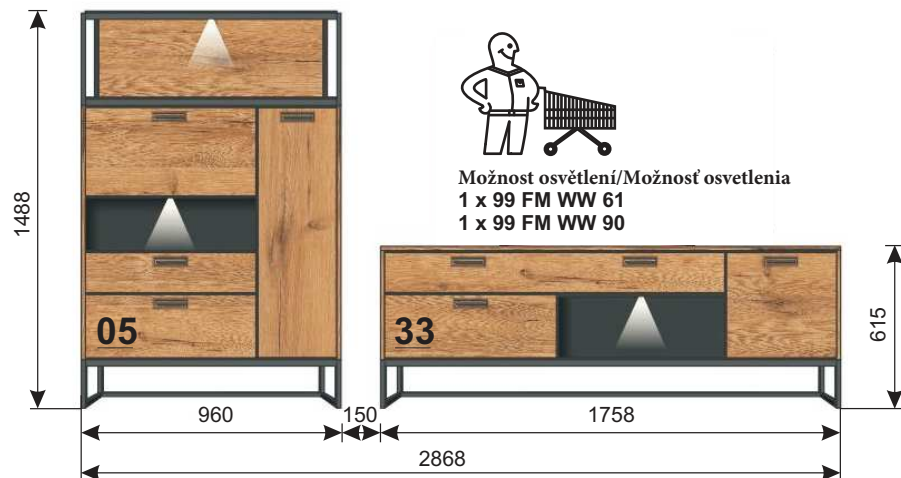
80



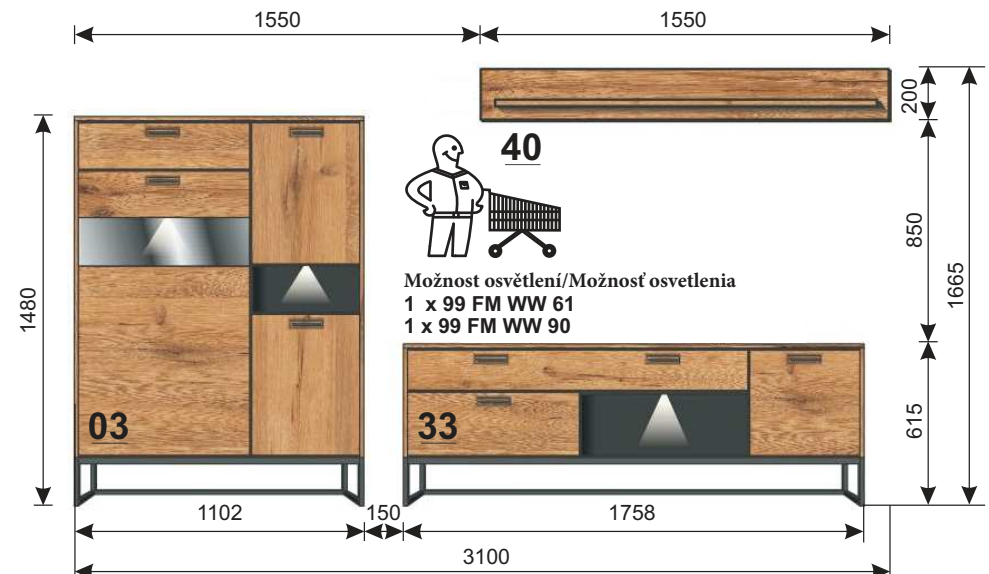
82



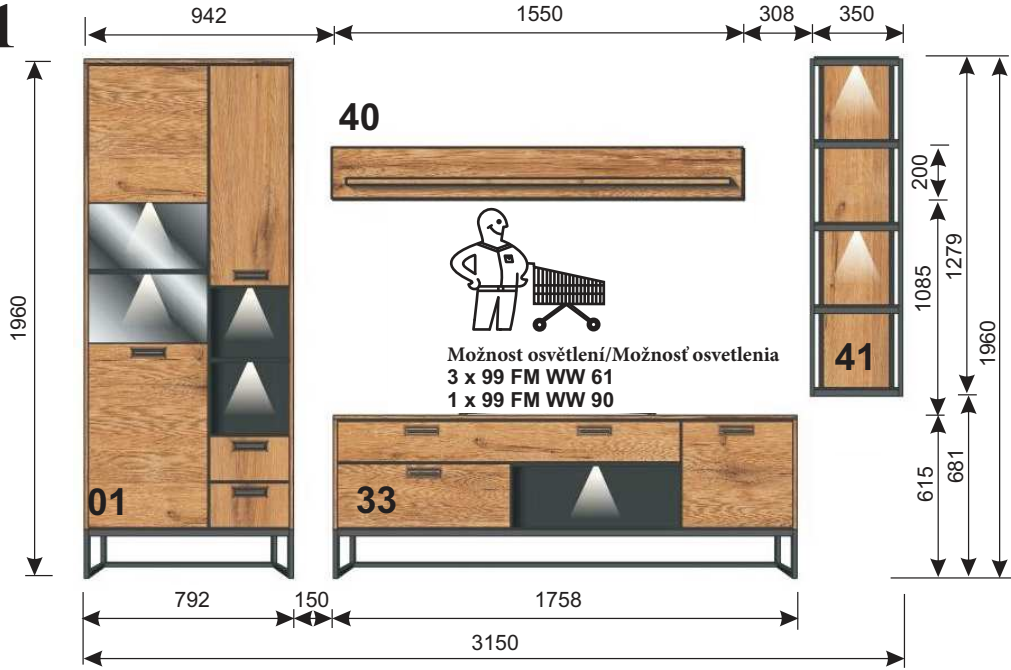
83



84



91



| | |
|----------------------|--|
| D CH AT LI LU | Kleinteile und Verpackungsfolien bei der Möbelmontage von Kindern fernhalten! |
| GB US | Keep small parts and plastic film out of the reach of children! |
| FR BE NC | Tenir les petites pièces et les films plastiques hors de la portée des enfants! |
| NL | Houd de kleine onderdelen en de plastic folie uit de buurt von kinderen! |
| IT | Tenere i componenti di piccole dimensioni e le pellicole di plastica fuori dalla portata dei bambini! |
| SI | Majhnih delov in embalažne folije pri montaži pohištva hranite izven dosega otrok! |
| XS HR BA | Male dijelove i foliju za pakovanje prilikom montaže namještaja držite dalje od djece |
| HU | Bútorszerelés közben a kis alkatrészek és a csomagoló fóliák gyermekektil távol tartandók! |
| BG | Дребни детайли и опаковъчни фолия да се държат далеч от деца при монтажа на мебелите! |
| CZ SK | Při montáži nábytku uchovávejte drobné díly a obalové fólie z dosahu dětí! |
| SE | Vid möbemontering ska smådelar och förpackningsfolien hållas oåtkomliga för barn! |
| RO | Țineți departe de copii piesele mici și folia de ambalat la montarea mobilei! |
| ES | ¡Durante el montaje, mantenga alejados de los niños las piezas pequeñas y el material plástico de embalaje! |
| D CH AT LI LU | Möbelmontage muss auf ebenem Untergrund erfolgen. Bei Wandmontagen immer geeignetes Befestigungsmaterial verwenden. |
| GB US | Furniture must be assembled on a flat surface. For assembly to the wall only use suitable fixing materials. |
| FR BE NC | Le meuble doit être monté sur une surface plane. Pour le montage mural, utilisez des accessoires de fixation adaptés au type de mur. |
| NL | De meubels dienen op een vlakke ondergrond te worden gemonteerd. Voor wandmontage moeten geschikte bevestigingsmaterialen worden gebruikt. |
| IT | Il montage dei mobili deve avvenire su un fondo piano. Per il montaggio si prega di utilizzare solo materiali adatti. |
| SI | Pohištvo je treba montirati na ravni podlagi. Pri stenski montaži vedno uporabite pritrditveni material. |
| XS HR BA | Namještaj se mora montirati na ravnoj podlozi. Kod montaže na zid uvijek koristite prikladan materijal za pričvršćivanje. |
| HU | A bútorszerelését sik felületen kell végezni. Falra szereléshez mindig megfelelő rögzítianyagot kell használni. |
| BG | Монтажът на мебелите да се извършва на равна основа. При стenen монтаж винаги да се използва подходящ крепежен материал. |
| CZ SK | Montáž nábytku provádějte na rovném podkladu. Při montáži na stěnu používejte vždy vhodný přípevňovací materiál. |
| SE | Montering av möbeln måste göras på jämnt underlag. Vid väggmontering ska lämpligt uppfästningsmaterial användas. |
| RO | Montarea mobilei trebuie să se realizeze pe o pardoseală dreaptă. La montarea la perete utilizați întotdeauna material de fixare adecvat. |
| ES | El montaje debe efectuarse sobre una superficie uniforme. En el montaje mural emplee siempre el material de fijación adecuado. |
| D CH AT LI LU | Bitte beachten Sie die Montageanleitung. Halten Sie immer die angegebene Wattzahl ein. Verhindern Sie einen Hitzestau. |
| GB US | Please observe the assembly instructions. Do not exceed the max. given wattage. Ensure that the heat is not allowed to build up. |
| FR BE NC | Veillez respecter la notice de montage. Respectez impérativement le nombre des watts maximal. Veillez à éviter toute accumulation de chaleur. |
| NL | Lees a.u.b. de montagehandleiding door. Houd u beslist aan het max. opgegeven wattage. Zorg ervoor dat geen hittestuwing onstaat. |
| IT | Attenersi alle istruzioni di montaggio. Rispettarsi rigorosamente il numero di watt max. indicato. Assicurarsi che non si verifichi un accumulo di calore. |
| SI | Upoštevajte navodila za montažo. Vedno upoštevajte navedeno število vatov. Preprečite zastoj vročine. |
| XS HR BA | Obratite molimo Vas pozor na uputu za montažu. Uvijek se pridržavajte navedenog broja vati. Izbjegavajte zastoj vrućine. |
| HU | Vegye figyelembe a szerelési útmutatót. Mindig tartsa be a megadott wattszámot. Akadályozza meg a hirtelődést. |
| BG | Моля, вземете под внимание ръководството за монтаж. Спазвайте винаги посочените ватове. Избягвайте акумулиране на топлина. |
| CZ SK | Dodržujte prosím návod k montáži. Vždy dodržujte uvedenou hodnotu výkonu (watt). Zabráníte tak přehřívání. |
| SE | Följ monteringsanvisningen. Följ alltid angivet wattal. Undvik att hetta uppstår. |
| RO | Respectați instrucțiunile de montaj. Respectați întotdeauna numărul de wați impus. Evitați acumularea de căldură. |
| ES | Le rogamos que tenga presente las instrucciones de montaje. Respete siempre el número indicado de vatios. Evite la acumulación de calor. |
| D CH AT LI LU | Halten Sie die max. zulässigen Belastungswerte der Möbelteile ein. Details siehe Montageanleitung |
| GB US | Comply with the max. permissible loads. For details, please refer to the assembly instructions |
| FR BE NC | Respectez les valeurs de charge max. admissibles des parties de meubles. Pour plus de détails, cf. la notice de |
| NL | Houd de maximaal geoorloofde belastingswaarden van de meubeldelen aan. Voor details verwijzen wij naar de montagehandleiding |
| IT | Rispettare la portata max. permessa degli elementi del mobile. Per dettagli si vedano le istruzioni di montaggio e si vada |
| SI | Upoštevajte največjo dovoljeno obremenitev delov pohištva. Podrobnosti najdete v navodilih za montažo in na |
| XS HR BA | Pridržavajte se maks. Dozvoljenih vrijednosti opterećenja elemenata namještaja. Detalje vidi u uputu za montažu |
| HU | Tartsa be a bútorelemek max. megengedett terhelési értékeit. A részleteket lásd a szerelési útmutatóban |
| BG | Спазвайте макс. допустимите стойности на натоварване на мебелите. За подробности виж ръководството за монтаж |
| CZ SK | Dodržujte max. přípustné hodnoty zatížení nábytkových dílů. Podrobnosti viz návod k montáži |
| SE | Följ max. tillåten belastning av möbeldelarna. Mer information finns i monteringsanvisningen |
| RO | Respectați valorile de solicitare max. admise pentru corpurile de mobilier. Pentru detalii consultați instrucțiunile de montaj |
| ES | Respete los valores máximos de carga admisibles para las piezas de los muebles. Consulte los detalles en las instrucciones |
| D CH AT LI LU | Zur Möbelreinigung ein mit Wasser befeuchtetes, fusselfreies Baumwolltuch verwenden. Gereinigte Flächen immer trockenreiben! |
| GB US | To clean the furniture only use a water dampened lint-free cotton cloth. Once cleaned, always wipe the surfaces dry. |
| FR BE NC | Utilisez un chiffon en coton non pelucheux humidifié avec de l'eau pour nettoyer les meubles. Séchez systématiquement les surfaces nettoyées en les frottant ! |
| NL | Gebruik een met water bevochtigde, pluivrije katoenen doek om de meubels te reinigen. Wrijf gereinigde oppervlakken altijd droog! |
| IT | Per pulire il mobile utilizzare un panno di cotone inumidito d'acqua e che non perde pelucchi. Asciugare sempre le superfici che si sono pulite! |
| SI | Za čiščenje pohištva uporabljajte vlažno bombažno krpo, ki ne pušča vlaken. Očiščene površine vedno obrišite do suhega! |
| XS HR BA | Za čišćenje namještaja koristite sa vodom navlaženu pamučnu krpu koja ne ispušta vlakna. Očiščene površine uvijek obrišite suhom krpom! |
| HU | Bútortisztításhoz vízzel benedvesített, nem szálazódó pamutkendit használjon. A megtisztított felületeket mindig törölje szárazra! |
| BG | За почистване на мебелите използвайте навлажнена с вода, неизпускаща влакна памучна кърпа. Почистените повърхности винаги да се изтриват до сухо! |
| CZ SK | K čištění nábytku používejte bavlněný hadr neuvolňující vlákna, navlhčený ve vodě. Vyčištěné plochy vždy utřete do sucha! |
| SE | För möbelförsköning används en luddfri bomullsduk fuktad med vatten. Rengjorda ytor ska alltid torkas torra! |
| RO | Pentru curățarea mobilei utilizați o lavetă din bumbac fără scame umezită cu apă. Suprafețele curățați se șterg întotdeauna până se usucă! |
| ES | Emplee un paño de algodón humedecido con agua y libre de pelusa para la limpieza de los muebles. ¡Seque siempre las superficies que ha limpiado! |